


## CellPath Interactive Product Catalogue 2011/2012



passionate **people...**



pioneering **processes...**



practical **products**

[Click to enter](#)

# Your New CellPath Catalogue

Welcome to the new 2011/2012 Catalogue, designed to make it even easier for you to find the products you need. The Catalogue is also available in CD format, please contact your local Territory Manager or call us directly to receive your copy.

The 2009/2010 Healthcare year has been challenging for the ongoing delivery of Pathology Services within the Healthcare Industry, lean processes have been introduced into the Public Sector and additional pressure exerted on the Private Healthcare market to provide a higher service standard in the face of limited resources. Additional demands are made in all areas to reduce the turnaround times of test results, thus enabling a better service for the patient.

As a UK based independent company we are attuned to the needs of Cellular Pathology, specialising in the manufacture and supply of Histology and Cytology products, and the off-site archival storage of material. Our name is synonymous with innovative, well-proven products manufactured to a very high standard, always at very competitive prices. Our team of internal and field based sales staff are available to discuss your individual requirements by telephone, email or in person at your Department.

Our specialist CellNass team can discuss your future needs for off-site storage of slides, blocks and other materials that may otherwise impact areas that could be utilised to better purpose; not to mention the significant reduction in time that laboratory staff will spend organising, indexing and locating material.

If you would like one of our trained Account Managers to visit you to discuss your individual requirements then please telephone 0800 6121 383 to make an appointment.

We hope you enjoy the design of our new Catalogue and look forward to serving you, the customer, in a caring and cost-effective manner.



Roger Custance  
Marketing Manager

All personnel photography used throughout this catalogue was taken at our manufacturing and archive service operations in Newtown, Powys. The management team of CellPath would like to thank all concerned for their help and enthusiasm.

# CellPath Aims to be the Partner of Choice in Cellular Diagnostics

We will get there by being...



...in every Aspect of our Business

# Placing an Order



**FREEPHONE: 0800 6121 383**  
**INTERNATIONAL: +44 (0) 1686 611 333**



**FAX: +44 (0) 1686 622 946**



**EMAIL: [orders@cellpath.co.uk](mailto:orders@cellpath.co.uk)**



**WEB-SITE: [www.cellpath.co.uk](http://www.cellpath.co.uk)**



**POST: CellPath Ltd**  
**80 Mochdre Enterprise Park**  
**Newtown, Powys**  
**SY16 4LE**  
**United Kingdom**

To help us make sure that your order is processed and delivered correctly please have the following information available:

- ✓ **Name of your organisation**
- ✓ **Postcode**
- ✓ **Purchase order number**
- ✓ **Contact name, phone number and email address**
- ✓ **Delivery address**
- ✓ **Invoice address**
- ✓ **Correct catalogue number (if possible)**
- ✓ **The quantity required**

## Call-off and Standing Order Mandates

We will be pleased to arrange for you to receive your orders of consumables at pre-arranged periods, please discuss your requirements with your Account Manager or Sales Co-ordinator. The delivery intervals can be set to suit your individual needs, dependant on the storage space available to you.

- All items on pre-set orders are carriage free thus reducing costs
- One purchase order can cover a supply period without excess paperwork and administration time for your purchasing department
- Items are despatched to a pre-arranged schedule ensuring continuity of stock levels
- Prevents overstocking

A Vendor Managed Inventory (VMI) service is also available. VMI has all the benefits of a standing order mandate with additional flexibility when workload varies or Standard Operating Procedures change.

## Delivery and Carriage Charges

- Orders for currently stocked items received by 2.00pm will normally be despatched same day for a next working day delivery.
- Orders for items not in stock will be processed when stock becomes available. You will be advised by return of any non-stock items and expected delivery date.
- CellPath Limited reserve the right to vary quantities on large orders to ensure continuity of stock. Balance of order will be despatched as available and advised at time of order.

Carriage to UK mainland destinations is free for all Standing and Call-off orders and orders over £1,000.00 in value (exc.VAT).

For all other orders the following rates apply:

Quantity	Weight Limit (Approx)	Freight Costs (UK Mainland)
1 box	Up to 25kg	£10.00
2 boxes	50kg	£15.00
3 boxes	75kg	£20.00
4 boxes	100kg	£25.00

There is an additional charge of £5.00 for each additional box. Carriage to destinations outside the UK mainland is extra and will be charged at cost. To check carriage charges please call customer service before ordering.

Product orders totalling less than £50.00 (exc. VAT) are subject to a small order handling and processing charge of £20.00.

## Payment

- Account Customers: Payment within 30 days from date of invoice.
- Cash Customers: By cheque made payable to CellPath limited (please allow 5 working days for cheque to clear).
- Credit Card Customers: We accept Visa, Delta, Mastercard, Switch.



Please note there is a 2.5% surcharge on all credit card payments

We also accept payment by BACS.

- UK Customers: HSBC Bank  
Branch Code: 40-34-33  
Account Number: 01411977
- Euro Payments: HSBC Bank  
Branch Code: 40-05-15  
Account Number: 57735028  
Swift Code: MIDLGB22  
IBAN Code: GBI8MIDL400515577350028

Specifications and descriptions in this document, whether written or in image form, are subject to variation without prior notice. Whilst every precaution has been taken to ensure descriptions are correct, they are provided without liability of application or use.

Errors and omissions excepted.

A full transcript of the Current Terms and Conditions of Business are available on the CellPath web-site at [www.cellpath.co.uk](http://www.cellpath.co.uk).



# Primary Antibodies

## now available for Histology and Research

At CellPath we understand that laboratories are under pressure to perform the highest quality stainings for the pathologist. We recognise that it is not easy to stay ahead of these demands, especially from laboratories continually striving to turn out the highest quality results, with limited resources and the pressures of growing workloads.

CellPath offers a complete selection of concentrated and pre-diluted ready to use antibodies from Diagnostic BioSystems. DBS monoclonal antibodies are raised in mice, rats or rabbit and are provided as purified immunoglobulin or culture supernatant. Polyclonal antibodies are raised in rabbit or goat and are supplied as purified immunoglobulin fraction.

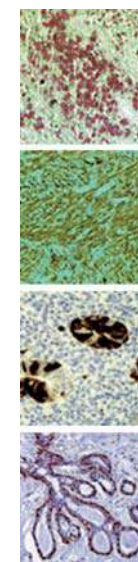
**Concentrated antibodies** are designed for individuals who want to have more flexibility in their immunostaining protocols. The end user can titrate the antibody according to his or her own staining conditions and protocol. Each antibody is quality control tested to cGMP standards. Recommended dilution factor is provided with each antibody. DBS concentrated antibodies are supplied in either 1ml or 0.5ml sizes.

**Ready to use antibodies** have been quality control tested and are available in convenient pre-diluted 6ml volumes. No further dilution or titration is required.

**Protocols** are provided for a wide range of antibodies, detection reagents as well as double and triple staining assays. Protocols are optimised for the following existing automated platforms:

- Leica Bond-Max
- Dako Autostainer
- Ventana Benchmark

**DBS antibodies** are approved for In Vitro Diagnostic use, having the CE IVD mark and US FDA registration. DBS has a very wide menu of antibodies designed to fit the needs of almost every IHC application.



DBS are located in Pleasanton, California, USA, and have been in business for 16 years. Their products are used by clinical laboratories and researchers around the world.



**For more information and a current catalogue please call Customer Care on 01686 611333 or contact your local CellPath Account Manager.**



### Transport

- Specimen Bags page 19
- Pre-filled Pots 20
- Fixative 22
- Tissue Tubs 23
- Tubing 23



### Cut-up & Autopsy page

- Knives and Blades 25
- Cut Up Boards 29
- Decalcifying Solution 31
- Safety Gloves 31
- Tissue Marking Dyes 32



### Tissue Processing and Embedding page

- Processing Chemicals 34
- Histological Wax 36
- Safety Matting 37
- Tissue Processing Cassettes 38
- Base Moulds 42
- Embedding Rings 43
- Support Stubs 43
- Biopsy Cassettes 44
- Curetting Cassettes 44
- Biopsy Pads and Wraps 45
- Biopsy Bags 45
- Heated Forceps 46



### Cryotomy page

- Embedding Matrix 48
- Freezing Spray 48
- Blades and Holders 48

# Cellular Pathology Index Flowchart

Cellular Pathology encompasses the complex and inter-related disciplines of Cytology and Histology. Before cell or tissue specimens can be examined and reported representative samples have to undergo a series of critical manipulations and procedures summarized in this flowchart.

# Cellular Pathology Index Flowchart continued...



## Mounting Media

- Pertex
- DPX

page  
104  
104



## Staining

- Coplin Jars
- Staining Dishes
- Staining Racks
- Staining Trays
- Antigen Retrievers
- Staining Kits
- Stains and Special Stains
- Primary Antibodies

page  
81  
81  
81  
85  
85  
86  
89  
6



## Cytology

- Disposable Speculums
- LBC Spatulas
- LBC Sampler Brushes
- LBC Kits
- LBC Transport System
- Conventional Cytology Spatulas
- Hopwood Trays
- Cytological Fixatives
- Cytology Centrifuge
- Cytology Funnels
- Papanicolaou Stains
- Urine Sample Collection

page  
63  
63  
64  
66  
67  
71  
74  
74  
75  
77  
78  
79



## Sectioning

- Microtome Blades
- Microtome Blade Holders
- Routine Slides
- Adhesion Slides
- SupaMega Slides
- Coverslips
- Coverslipping Tape
- Tissue Softener
- Chiller Plates

page  
50  
51  
53  
55  
56  
57  
60  
61  
61



passionate **people...**  
pioneering **processes...**  
practical **products**



**Labelling**

- Pens
- Pencils
- Slide Engravers
- Slide Labels

page

- 106
- 106
- 106
- 106



**Onsite Archiving & Storage**

- Slide Mailers
- Slide Trays
- Slide Boxes
- Slide Cabinets
- Slide Wallets
- Archiving Boxes
- Modular Shelving

page

- 108
- 109
- 110
- 113
- 113
- 115
- 124



**Offsite Archiving & Storage**

- CellNass Archive Management System

page

- 125



**Misc**

- Latex Gloves
- Nitrile Gloves
- Disposal Boxes
- Safety Matting
- Microscopy Accessories
- Heated Forceps

page

- 128
- 128
- 129
- 130
- 130
- 131

# The Essentials Package - Quick reference guide

These products have a proven track record in pathology, delivering reliable and consistent results. So, if you would like to know more about the CellPath Essentials package contact a member of our sales team on **0800 6121 383**.



## Transport **PAGE 18**

BAF-6000-08A	CELLSTOR POT – 60ml – 10% NEUTRAL BUFFERED FORMALIN – UNIT SIZE 25
BAF-5000-08A	CELLSTOR POT – 20ml – 10% NEUTRAL BUFFERED FORMALIN – UNIT SIZE 25
BAF-6100-08A	CELLSTOR POT – 60ml – 10% FORMAL SALINE – UNIT SIZE 25



## Cut Up Autopsy **PAGE 24**

CAA-0801-01A	8 INCH (200mm) MACRO KNIFE – UNIT SIZE 10
--------------	---



## Tissue Processing **PAGE 33**

EBE-0201-03A	CELLSAFE+ BIOPSY CAPSULE – WHITE – UNIT SIZE 1000
EAD-0102-03A	SYSTEM II HEX-CASSETTE – WHITE – UNIT SIZE 1000
EAG-0102-02A	SUPA MEGA CASSETTE – WHITE – UNIT SIZE 100
GCA-0400-00A	CELLWAX PLUS (POLYMER ADDED) – 4 x 2.5Kg – UNIT SIZE 1



## Microtomy / Cryomicrotomy **PAGE 47**

JDA-0100-00A	FEATHER S/35 MICROTOME BLADE – 50 BLADES/DISP – UNIT SIZE 1
--------------	---



## Section Handling **PAGE 49**

MAE-1000-03A	VFM TWINFROST SLIDE 1.0-1.2mm SQUARE EDGE GROUND – UNIT SIZE 1000
--------------	---



## Staining **PAGE 80**

RBA-4212-00A	PAPANICOLAOU EA50 STAIN (ORTHO) – 1L
RBA-4211-00A	PAPANICOLAOU OG6 STAIN (ORTHO) – 1L
RBA-4213-00A	HARRIS HAEMATOXYLIN STAIN (ORTHO) – 1L
RBA-4205-00A	VFM HARRIS HAEMATOXYLIN STAIN (ACIDIFIED) - 5L
RBC-0100-00A	EOSIN Y STAIN (1% AQUEOUS) - 1L



## Mounting and Labelling **PAGE 103**

SEA-0100-00A	PERTEX MOUNTING MEDIUM – 1L
MEA-0500-51A	CELLMARK PEN – BLACK



## Archiving Storage **PAGE 107**

BCB-0103-02A	SLIDERITE 5 MAILER – UNIT SIZE 100
WEA-1206-00A	OMNISTOR 15 SLIDE CABINET – BLUE – UNIT SIZE 1



## CELLSTOR POT – Pre-filled Specimen containers

Part Number	Description	Unit Size
BAF-6000-08A	CELLSTOR POT – 60ml – 10% NEUTRAL BUFFERED FORMALIN	25
BAF-5000-08A	CELLSTOR POT – 20ml – 10% NEUTRAL BUFFERED FORMALIN	25
BAF-6100-08A	CELLSTOR POT – 60ml – 10% FORMAL SALINE	25

For detailed range see **PAGE 20**





## FEATHER® – Disposable Microtome Blades

**Feather® S35** The Feather S35 is a routine blade.

**Feather® R35** The Feather R35 is a routine blade for easier ribboning and for hard fibrous tissue.

Part Number	Description	Unit Size
JDA-0100-00A	FEATHER® S35 MICROTOME BLADE – 50 BLADES/DISP	
JDA-0300-00A	FEATHER® R35 MICROTOME BLADE – 50 BLADES/DISP	

Feather blades are only available to UK Customers

For detailed range see [PAGE 50](#)







## TISSUE PROCESSING CASSETTES

Part Number	Description	Unit Size
EAD-0102-03A	SYSTEM II HEX-CASSETTE – WHITE	1000
EAD-0102-04H	SYSTEM II HEX-CASSETTE IN HOPPER TUBE – WHITE	1000
EAI-0102-10A	SYSTEM III HEX-CASSETTE – WHITE	1500
EAJ-0102-10A	SYSTEM III HEX-BIOPSY CASSETTE – WHITE	500
EAG-0102-02A	SUPA MEGA CASSETTE – WHITE	100
EAE-0102-03A	PLASTIC HEX CASSETTE LID WHITE	1000

For detailed range see **PAGE 38**



# MICROSCOPE SLIDES / COVERSLIPS

Part Number	Description	Unit Size
MAE-1000-03P	VFM TWINFROST SLIDE 1.0-1.2mm SQUARE EDGE GROUND – PRINTED	1000
MAF-0102-03A	VFM WHITECOAT SLIDE 1.0-1.2mm SQUARE EDGE GROUND	1000
MAF-0104-03A	VFM GREENCOAT SLIDE 1.0-1.2mm SQUARE EDGE GROUND	1000
MAF-0106-03A	VFM BLUECOAT SLIDE 1.0-1.2mm SQUARE EDGE GROUND	1000
MAF-0107-03A	VFM ORANGE COAT SLIDE 1.0-1.2mm SQUARE EDGE GROUND	1000
MAF-0108-03A	VFM PINKCOAT SLIDE 1.0-1.2mm SQUARE EDGE GROUND	1000
MAF-0109-03A	VFM YELLOWCOAT SLIDE 1.0-1.2mm SQUARE EDGE GROUND	1000
MAF-0110-03A	VFM PURPLECOAT SLIDE 1.0-1.2mm SQUARE EDGE GROUND	1000
SAJ-2240-03A	VFM COVERSLIPS No 1.0 22 x 40mm	1000
SAJ-2250-03A	VFM COVERSLIPS No 1.0 22 x 50mm	1000
SAH-2240-03A	VFM COVERSLIPS No 1.5 22 x 40mm	1000
SAH-2250-03A	VFM COVERSLIPS No 1.5 22 x 50mm	1000
SAL-2440-03A	EQUIPSLIP COVERSLIPS No 1.5 24 x 40mm	1000
SAL-2450-03A	EQUIPSLIP COVERSLIPS No 1.5 24 x 50mm	1000
SAB-2240-03A	HiQA COVERSLIPS No 1.0 22 x 40mm	1000
SAB-2250-03A	HiQA COVERSLIPS No 1.0 22 x 50mm	1000
SAA-2440-03A	HiQA COVERSLIPS No 1.5 24 x 40mm	1000
SAA-2450-03A	HiQA COVERSLIPS No 1.5 24 x 50mm	1000
SAZ-0100-00A	KP TAPE COVERSLIPPING TAPE – 70M ROLL	1

For detailed range see **PAGE 53**



## CELLWAX HISTOLOGICAL WAX

Part Number	Description	Unit Size
GCA-0301-00A	CELLWAX (POLYMER FREE) – 2 x 10Kg TISSUESTOR TUBS	
GCA-0400-00A	CELLWAX PLUS (POLYMER ADDED) – 4 x 2.5Kg	

For detailed range see **PAGE 36**





# STAINS

Part Number	Description	Unit Size
RBA-4205-00A	VFM HARRIS HAEMATOXYLIN STAIN (ACIDIFIED) – 5L	1
RBA-4211-00A	PAPANICOLAOU OG6 STAIN (ORTHO) – 1L	1
RBA-4212-00A	PAPANICOLAOU EA50 STAIN (ORTHO) – 1L	1
RBA-4213-00A	HARRIS HAEMATOXYLIN STAIN (ORTHO) – 1L	1
RBC-0100-00A	EOSINY STAIN (1% AQUEOUS) – 1L	1

For detailed range see **PAGE 80**







## MOUNTING MEDIA

Mounting media with long term storage properties.

Part Number	Description	Unit Size
SEA-0100-00A	PERTEX MOUNTING MEDIUM – 1L	1
SEA-0302-00A	DPX MOUNTING MEDIUM – 1L	1

For detailed range see **PAGE 103**





# TRANSPORT


Fixing and transporting pathological material to the laboratory is the first and, arguably, the most critical link in the Cellular Pathology process. Fixation should be commenced as soon after surgical excision as is practically possible to prevent autolysis and bacterial decomposition. CellPath offer a comprehensive range of fixatives and containers, both empty and pre-filled, to aid the safe delivery of fixed tissue to specimen reception.

passionate **people...**



Klara Wydzgowska  
Production

pioneering **processes...**



practical **products**





## BITRAN®

### Re-sealable Specimen Bags

- Leak proof
- Well proven long term storage
- Space saving
- High visibility barrier film
- Six standard sizes

The BiTran bag system is designed for transporting wet tissue from one place to another and for the short to long term storage of tissue.

Proven in use since 1980, the 6 sizes of bag are manufactured from a special barrier film with a unique double zip lock closure. The barrier film is impermeable to formalin vapour, therefore no hazardous vapour pollutes the laboratory or any other area once the bag is sealed. The double zip lock seal provides a leak proof closure, which can be easily opened and closed as many times as required.

Empty bags are lightweight, occupy minimal space and can be easily labelled before use. Bags containing specimens are more easily stored in an organised manner than conventional rigid glass or plastic containers.

Because of their flexibility less formalin is needed to immerse the specimen. Prior to closure squeezing the bag expels air. BiTran Bags allow the specimen to be re-examined wherever necessary.

Laboratories using the BiTran system benefit from improved management and a reduction in staff time. The BiTran bag and specimen can be incinerated, further reducing the exposure to formalin vapour.

The BiTranStor Box is available for the long term storage of tissue in BiTran Bags. The boxes are portable and stackable and provides a cost-effective solution for storing BiTran bags.

### BITRAN® Resealable Specimen Bags

Part No.	Description	Unit Size
WAA-0100-12A	BITRAN BAG 2 INCH x 4 INCH (50x100mm)	250
WAA-0200-12A	BITRAN BAG 3 INCH x 6 INCH (80x150mm)	250
WAA-0300-12A	BITRAN BAG 6 INCH x 6 INCH (150x150mm)	250
WAA-0400-12A	BITRAN BAG 7 INCH x 8 INCH (180x200mm)	250
WAA-0500-12A	BITRAN BAG 9 INCH x 12 INCH (230x300mm)	250
WAA-0600-12A	BITRAN BAG 12 INCH x 12 INCH (300x300mm)	250
WAA-7000-08A	BI-TRANSTOR BOX (FLATPACK)	1
WAA-7000-08F	BI-TRANSTOR BOX (FLATPACK)	25



## CELLSTOR™ POT

### Pre-filled Specimen Container

- Leak tight lid ensures safe transport and storage of specimens
- Packed in trays for easy handling
- Pre-filled with buffered Formalin or Formal Saline reduces your exposure to Formalin fumes
- Batch numbered for full traceability
- Range of sizes available

Designed and manufactured to make the lives of your laboratory personnel safer and easier by supplying the CellStor Pot partially filled with buffered formalin or Formal saline.

The CellStor pots contain an innovative sealing mechanism, which ensures a reliable leak proof seal. They are constructed from Polypropylene, which is both tough and shatterproof. These features ensure that the chance of a specimen pot leaking during transport will be dramatically reduced, so you have peace of mind that a sample will reach its destination safely and correctly fixed.

The CellStor pot is a unique design with a leak tight lid and wide neck for ease of use. Each pot has a fully compliant CHIP 2 label which also doubles for sample identification.

Available in 60ml, 90ml, and 120ml, with 40ml, 60ml and 90ml fill respectively, packed into convenient trays coming complete with relevant material safety data

sheet and batches numbered and shrink wrapped for extra security. Each pack contains an MSDS. The pots can be ordered with or without labels. Personalised labels are available on request.

Empty pots are also available. For a comprehensive list of sizes and fills please see the table below.

**Product tolerances:**

Formaldehyde content to within  $\pm 0.2\%$

Specific gravity to within  $\pm 0.03\%$

pH to within  $\pm 0.1\%$  on Neutral Buffered Formaline and  $\pm 0.75\%$  on Formal Saline



### CELLSTOR™ Pot Pre-filled Specimen Container

Part No.	Description	Unit Size
BAF-5000-08A	CELLSTOR POT – 20ml – 10% NEUTRAL BUFFERED FORMALIN	25
BAF-5100-08A	CELLSTOR POT – 20ml – 10% FORMAL SALINE	25
BAF-6000-08A	CELLSTOR POT – 60ml – 10% NEUTRAL BUFFERED FORMALIN	25
BAF-6100-08A	CELLSTOR POT – 60ml – 10% FORMAL SALINE	25
BAF-6020-08A	CELLSTOR POT – 60ml – 10% ACETIC ZINC FORMALIN	25
BAF-9000-08A	CELLSTOR POT – 90ml – 10% NEUTRAL BUFFERED FORMALIN	25
BAF-9100-08A	CELLSTOR POT – 90ml – 10% FORMAL SALINE	25
BAF-2000-70A	CELLSTOR POT – 120ml – 10% NEUTRAL BUFFERED FORMALIN	20
BAF-2100-70A	CELLSTOR POT – 120ml – 10% FORMAL SALINE	20





## CELLSTOR BIOPSY KIT™

### Pre-filled Specimen Container, Biopsy Specimen Handling Capsule and Transport Bag

- Complete biopsy handling kit
- Safe specimen transportation
- Easy to use and organised
- Improved inventory control
- Complies to CHIP II packaging regulations
- Full batch traceability

The Biopsy Kit contains 25 pre-filled specimen containers (20 or 60ml), 25 CellSafe capsules and 25 transportation bags. The kit is designed to help the management and efficient running of your laboratory. All three products are organised in a user-friendly pack, which gives easy access in one location rather than having to order, stock and issue them separately.

The proven CellStor pot is pre-filled with a two-thirds fill of neutral buffered formalin or formal saline, which is ready to use. Each pot has a fully compliant CHIP II label which also doubles for specimen identification.

The blue CellSafe is perfect for the location of small biopsies. The product is also x-ray transparent for breast biopsy QA. The easy to use CellSafe fits into all standard-processing cassettes and gives the biopsy total protection from transport damage.

The two-compartment Biohazard bag completes the product. Each kit contains instructions for use and a material safety data sheet (MSDS). The kit is also "LOT" numbered to assist stock rotation, bears an expiry date and is also shrink wrapped for tamper evidence.

**Product tolerances:**

- Formaldehyde content to within  $\pm 0.2\%$
- Specific gravity to within  $\pm 0.03\%$
- pH to within  $\pm 0.1\%$  on Neutral Buffered Formaline and  $\pm 0.75\%$  on Formal Saline

### CELLSTOR BIOPSY POT™ Pre-filled Specimen Container, Biopsy Specimen Handling Capsule and Transport Bag

Part No.	Description	Unit Size
BAF-5001-08A	CELLSTOR POT 20ml – 10% NEUTRAL BUFFERED FORMALIN BIOPSY KIT	25
BAF-5101-08A	CELLSTOR POT 20ml – 10% FORMAL SALINE BIOPSY KIT	25
BAF-6010-08A	CELLSTOR POT 60ml – 10% NEUTRAL BUFFERED FORMALIN BIOPSY KIT	25
BAF-6101-08A	CELLSTOR POT 60ml – 10% FORMAL SALINE BIOPSY KIT	25





## CELLSTOR™ POTS

### Empty Specimen Containers

- Innovative leak proof lid ensures the safety of your specimen transport and handling
- Available in a range of sizes for all your specimen needs
- Very tough, virtually unbreakable
- Wide necked pots for easy filling
- Clear plastic allows excellent visibility of contents
- Straight sides allows easy retrieval of contents



The CellStor pot is a unique design with a leak tight lid and wide neck for ease of use. Each pot can be ordered without labels or with a fully compliant CHIP 2 label that also doubles for sample identification.

The CellStor pots contain an innovative sealing mechanism, which ensures a reliable leak proof seal. They are constructed from Polypropylene, which is both tough and shatterproof. These features ensure that the chance of a specimen pot leaking during transport will be dramatically reduced, so you have peace of mind that a sample will reach its destination safely and correctly fixed.

### CELLSTOR™ Pots Empty Specimen Containers

Part No.	Description	Unit Size
BAE-0102-02A	CELLSTOR 20ml POT & LID – WHITE	100
BAE-0102-03A	CELLSTOR 20ml POT & LID – WHITE	1000
BAE-0206-02A	CELLSTOR 40ml POT & LID – BLUE	100
BAE-0207-02A	CELLSTOR 40ml POT & LID – ORANGE	100
BAE-0209-02A	CELLSTOR 40ml POT & LID – YELLOW	100
BAE-0209-77A	CELLSTOR 40ml POT & LID – YELLOW	600
BAE-0302-02A	CELLSTOR 60ml POT & LID – WHITE	100
BAE-0306-02A	CELLSTOR 60ml POT & LID – BLUE	100
BAE-0307-02A	CELLSTOR 60ml POT & LID – ORANGE	100
BAE-0309-02A	CELLSTOR 60ml POT & LID – YELLOW	100
BAE-0309-10A	CELLSTOR 60ml POT & LID – YELLOW	500
BAE-0406-02A	CELLSTOR 90ml POT & LID – BLUE	100
BAE-0407-02A	CELLSTOR 90ml POT & LID – ORANGE	100
BAE-0409-02A	CELLSTOR 90ml POT & LID – YELLOW	100
BAE-0506-02A	CELLSTOR 120ml POT & LID – BLUE	100
BAE-0507-02A	CELLSTOR 120ml POT & LID – ORANGE	100
BAE-0509-02A	CELLSTOR 120ml POT & LID – YELLOW	100
BAE-0602-02A	CELLSTOR 180ml POT & LID – WHITE	100
BAE-0702-02A	CELLSTOR 250ml POT & LID – WHITE	100
BAE-3000-02A	CELLSTOR 1000ml POT & LID – YELLOW	100
BAC-0102-02A	CELLSTOR 20ml POT & LID – WHITE (ASSEMBLED)	100
BAC-0207-02A	CELLSTOR 40ml POT & LID – ORANGE ASSEMBLED)	100
BAC-0306-02A	CELLSTOR 60ml POT & LID – BLUE (ASSEMBLED)	100
BAC-0307-02A	CELLSTOR 60ml POT & LID – ORANGE (ASSEMBLED)	100
BAC-0309-02A	CELLSTOR 60ml POT & LID – YELLOW (ASSEMBLED)	100
BAC-0407-02A	CELLSTOR 90ml POT & LID – ORANGE (ASSEMBLED)	100
BAC-0409-02A	CELLSTOR 90ml POT & LID – YELLOW (ASSEMBLED)	100
BAC-0507-02A	CELLSTOR 120ml POT & LID – ORANGE (ASSEMBLED)	100
BAC-0509-02A	CELLSTOR 120ml POT & LID – YELLOW (ASSEMBLED)	100

## BOUIN FIXATIVE

A tissue preservative composed of saturated picric acid, formaldehyde and glacial acetic acid. Particularly suitable for trichrome connective tissue stains.

### BOUIN FIXATIVE

Part No.	Description	Unit Size
RHC-8545-500ML	BOUIN FIXATIVE – 500ml	1

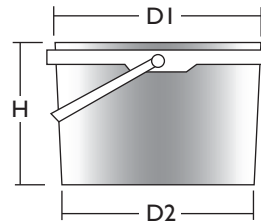


## TISSUESTOR™ TUBS

### Specimen Tubs

- Cost effective solution for your transport and short term storage of tissue
- Robust, heavy duty polypropylene with a snap on lid
- Leak proof, innovative lock closure
- Stackable

CellPath supply a comprehensive range of quality, economical universal tissue containers ranging in size from 0.25l to 25l. Constructed from heavy duty polypropylene, with evaporation and leak proof snap-on lids making them ideal for the transport and mid to long term storage of all your specimens. The Tubs have a large surface area that can be used for labelling.



Please see table below for dimensions

### TISSUESTOR™ Tubs Specimen Tubs

Part No.	Description	DI	D2	H	Unit Size
WAT-2500-09A	TISSUESTOR 250ml TUB & LID	84mm	79mm	61mm	50
WAT-5000-09A	TISSUESTOR 500 TUB – 500ml	118mm	98mm	79mm	50
WAT-8000-09A	TISSUESTOR 1000 TUB – 1 LITRE	132mm	105mm	131mm	50
WAT-8002-09A	TISSUESTOR 1000 TUB – 1 LITRE (WIDE)	145mm	118mm	103mm	50
WAT-9100-09A	TISSUESTOR 2500 TUB – 2.5 LITRE	175mm	144mm	156mm	50
WAT-9102-09A	TISSUESTOR 2500 TUB – 2.5 LITRE (WIDE)	195mm	176mm	125mm	50
WAT-9400-08A	TISSUESTOR 5000 TUB – 5 LITRE	225mm	191mm	194mm	25
WAT-9600-01A	TISSUESTOR 10000 TUB – 10 LITRE	268mm	226mm	263mm	10
WAT-9700-01A	TISSUESTOR 15000 TUB – 15 LITRE	326mm	288mm	247mm	10
WAT-9800-01A	TISSUESTOR 20000 TUB – 20 LITRE	326mm	282mm	312mm	10
WAT-9900-05A	TISSUESTOR 25000 TUB – 25 LITRE	340mm	286mm	399mm	5



### LAYFLAT TUBING

Part No.	Description	Unit Size
WAL-0610-00A	LAYFLAT TUBING 1000 GAUGE, 6 INCH WIDE, 6KG ROLL	1
WAL-1210-00A	LAYFLAT TUBING 1000 GAUGE, 12 INCH WIDE, 12KG ROLL	1





## CUT UP & AUTOPSY

Material arriving in the laboratory requires specialist skills and tools to prepare it for processing. Specialist knives and blades, together with a suitable cutting surface, are essential to good working practice. Marking dyes may be utilized at this stage to mark the specimen, particularly for margins and clearances.

passionate **people...**



Kanis Ahmed  
Customer Care

pioneering **processes...**



practical **products**





## BLACK DIAMOND™ KNIVES

### Disposable Pathology Knives

- Well proven
- Cost effective
- Ergonomic handle design for comfort and safety
- Range of sizes to suit all your applications
- Long lasting cutting edge eliminating the need to re-sharpen



'Black Diamond' disposable cut up knives have been well proven in use over many years as a safe and cost effective alternative to re-sharpening autopsy knives. Complete disposal of knife and handle eliminates problems of replacement blade fit and worries of contamination when working with diseased tissue.

'Black Diamond' knives come in a range of five sizes all of which have high quality Sheffield Stainless Steel double honed blade and moulded handle with finger guard.

The five blade lengths available enable the pathologist to easily select the optimum size of knife for any purpose.

All knives are supplied in packs of 10 or an assorted pack of two of each size is available.

The box in which the knives are packed may be used for archiving tissue cassette blocks, which holds approximately 250 standard blocks.

### BLACK DIAMOND KNIVES

Part No.	Description	Unit Size
CAA-0401-01A	100mm (4 INCH) CARTILAGE KNIFE	10
CAA-0601-01A	150mm (6 INCH) TRIMMING KNIFE	10
CAA-0801-01A	200mm (8 INCH) MACRO KNIFE	10
CAA-1001-01A	250mm (10 INCH) BRAIN KNIFE	10
CAA-1201-01A	300mm (12 INCH) LUNG KNIFE	10
CAA-9901-01A	ASSORTED KNIVES (2 X EACH SIZE)	10

## MICROKNIFE

### Microtome Blade Handle

- Cost saving by prolonging the useful life of old microtome blades
- Wide range of applications
- Fits most commonly used disposable microtome blades
- Disposable



The MicroKnife is a unique handle specifically designed for use with most commonly used disposable microtome blades.

Previously unused, or blades which are no longer suitable for sectioning tissue can be fitted into two positions. Once fixed the blade cannot be removed.

The MicroKnife extends the useful life of used microtome blades and helps reduce laboratory running costs.

Precision moulded from polypropylene the MicroKnife incorporates a textured surface and finger grip to ensure precise cutting. The MicroKnife can be moulded in corporate colours.

### MICROKNIFE

Part No.	Description	Unit Size
CAB-0101-02A	MICROKNIFE BLADE HANDLE	100

## SWANN-MORTON RANGE®

### Surgical Blades & Handles

CellPath offer you a range of Swann Morton sterile scalpel blades and handles suitable for all pathology laboratories and mortuaries. These scalpels are made from carbon steel and are non-sterile.

Swann-Morton Skin Graft blades are produced sterile and of carbon steel. The blades are 158mm long and are designed to fit Braithwaite, Cobbett, and Watson knives.

No.3 & No.4 fitting surgical blades are manufactured in accordance with BS 2982 and BS EN 27740. Boxes are marked with lot number and expiry dates for traceability. All Sterile Product boxes are bar coded. Sterile blades are sterilised by Gamma radiation to a minimum dose of 25 kGy.

No.3 & No.4 fitting surgical handles are manufactured in accordance with BS 2982 and BS EN 27740. All other handles are manufactured to in-house standards. Boxes are marked with lot number and expiry dates for traceability.

Swann Morton Surgical handles are supplied non-sterile and individually wrapped.

Disposable Scalpels packaging is marked with lot number and expiry dates for traceability. Sterile disposable scalpels are sterilised by Gamma radiation to a minimum dose of 25 kGy. Available in the same blade sizes as the surgical blades – please quote the same part number when ordering but state disposable scalpels.



## SWANN MORTON® Surgical Blades & Handles

Part No.	Description	Unit Size
CAC-0011-02A	SURGICAL BLADE NO.11 (NON-STERILE)	100
CAC-0011-02B	SURGICAL BLADE NO.11 (STERILE)	100
CAC-0013-02B	SURGICAL BLADE NO.13 (STERILE)	100
CAC-0015-02B	SURGICAL BLADE NO.15 (STERILE)	100
CAC-0100-02A	SURGICAL BLADE NO.18 (NON-STERILE)	100
CAC-0101-02S	SURGICAL BLADE NO.18 (STERILE)	100
CAC-0200-02A	SURGICAL BLADE NO.19 (NON-STERILE)	100
CAC-0201-02S	SURGICAL BLADE NO.19 (STERILE)	100
CAC-0300-02A	SURGICAL BLADE NO.20 (NON-STERILE)	100
CAC-0301-02S	SURGICAL BLADE NO.20 (STERILE)	100
CAC-0400-02A	SURGICAL BLADE NO.21 (NON-STERILE)	100
CAC-0401-02S	SURGICAL BLADE NO.21 (STERILE)	100
CAC-0500-02A	SURGICAL BLADE NO.22 (NON-STERILE)	100
CAC-0501-02S	SURGICAL BLADE NO.22 (STERILE)	100
CAC-0600-02A	SURGICAL BLADE NO.22A (NON-STERILE)	100
CAC-0601-02S	SURGICAL BLADE NO.22A (STERILE)	100
CAC-0700-02A	SURGICAL BLADE NO.23 (NON-STERILE)	100
CAC-0701-02S	SURGICAL BLADE NO.23 (STERILE)	100
CAC-0800-02A	SURGICAL BLADE NO.24 (NON-STERILE)	100
CAC-0801-02S	SURGICAL BLADE NO.24 (STERILE)	100
CAC-0802-01S	SCALPEL BLADES WITH HANDLE NO.24 (STERILE)	10
CAC-0900-02A	SURGICAL BLADE NO.25 (NON-STERILE)	100
CAC-0901-02S	SURGICAL BLADE NO.25 (STERILE)	100
CAC-1000-02A	SURGICAL BLADE NO.25A (NON-STERILE)	100
CAC-1001-02S	SURGICAL BLADE NO.25A (STERILE)	100
CAC-1100-02A	SURGICAL BLADE NO.26 (NON-STERILE)	100
CAC-1101-02S	SURGICAL BLADE NO.26 (STERILE)	100
CAC-1200-02A	SURGICAL BLADE NO.27 (NON-STERILE)	100
CAC-1201-02S	SURGICAL BLADE NO.27 (STERILE)	100
CAC-1300-00A	SCALPEL HANDLE NO.4, STANDARD	1
CAC-1301-00A	SCALPEL HANDLE NO.4, GRADUATED, STAINLESS STEEL	1
CAC-1401-00A	SCALPEL HANDLE NO.4L, LONG STAINLESS STEEL	1
CAC-1501-00A	SCALPEL HANDLE NO.3, GRADUATED, STAINLESS STEEL	1
CAC-1601-00A	SCALPEL HANDLE NO.3L, LONG, STAINLESS STEEL	1
CAC-1900-02A	SURGICAL BLADE NO.36 (STERILE)	100
CAC-2000-07A	SG3 SKIN GRAFT BLADE (STERILE)	20

## SWANN-MORTON®

### Post Mortem Blades & Handles

Swann-Morton Post Mortem sterile blades are produced with a PM40 fitting or a PM8 fitting. Blades are produced non-sterile, in carbon steel and wrapped individually in single peel packets. Handles are supplied non-sterile and individually wrapped.

The PM40 handles are available in stainless steel, standard (epoxy powder coated) or nickel-plated. The PM8 handle is manufactured in nickel alloy only and supplied individually in plastic wallets.

CellPath offers you the Swan Morton post mortem knife available in either pointed or blunt end format for your additional safety against puncture wounds.



### SWANN-MORTON® Post Mortem Blades & Handles

Part No.	Description	Unit Size
CAD-0100-01A	PM40 – STANDARD POST MORTEM BLADE (NON STERILE)	10
CAD-0200-01A	PM40B – BULL NOSE POST MORTEM BLADE (NON STERILE)	10
CAD-0300-00A	PM40 HANDLE – STANDARD	1
CAD-0400-00A	PM40 HANDLE – PLATED	1
CAD-0500-09A	PM60 – STANDARD POST MORTEM BLADE	50
CAD-0600-09A	PM60B – BULL NOSE POST MORTEM BLADE	50
CAD-0700-00A	PM8 HANDLE	1
CAD-0800-00A	HANDLE PM40 STAINLESS STEEL	1

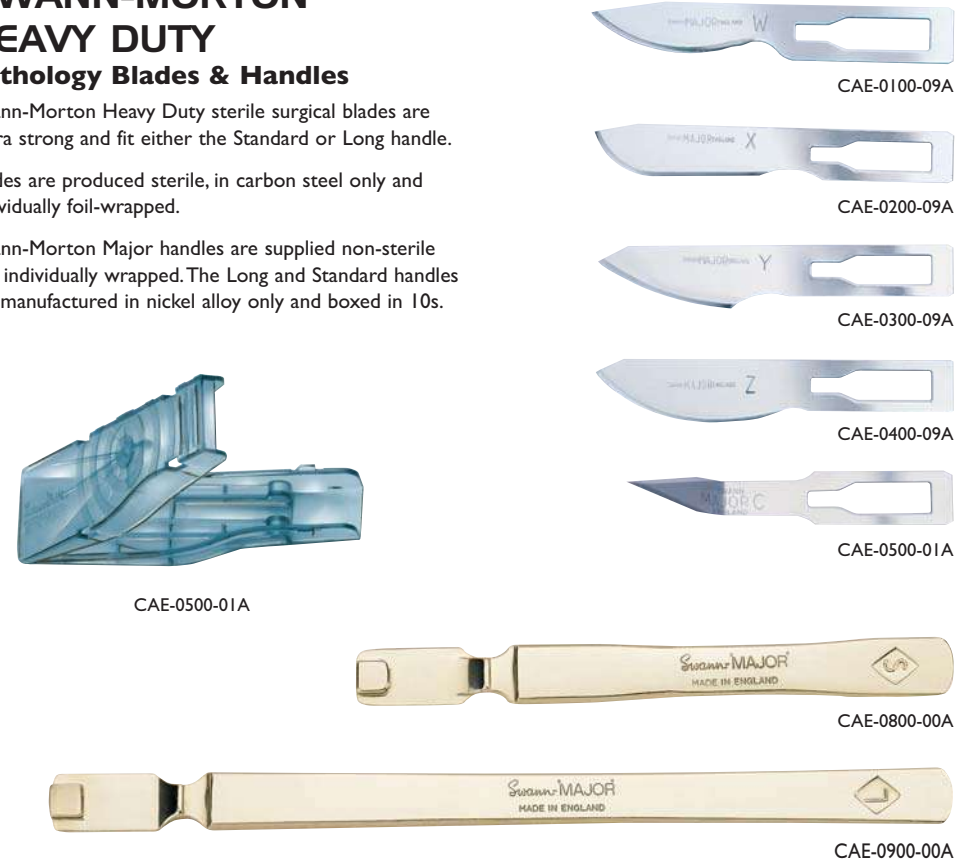
## SWANN-MORTON®

### HEAVY DUTY Pathology Blades & Handles

Swann-Morton Heavy Duty sterile surgical blades are extra strong and fit either the Standard or Long handle.

Blades are produced sterile, in carbon steel only and individually foil-wrapped.

Swann-Morton Major handles are supplied non-sterile and individually wrapped. The Long and Standard handles are manufactured in nickel alloy only and boxed in 10s.



### SWANN-MORTON® HEAVY DUTY Pathology Blades & Handles

Part No.	Description	Unit Size
CAE-0100-09A	SWANN MAJOR W BLADE – HEAVY DUTY (STERILE)	50
CAE-0200-09A	SWANN MAJOR X BLADE – HEAVY DUTY (STERILE)	50
CAE-0300-09A	SWANN MAJOR Y BLADE – HEAVY DUTY (STERILE)	50
CAE-0400-09A	SWANN MAJOR Z BLADE – HEAVY DUTY (STERILE)	50
CAE-0500-01A	CERVICAL BIOPSY BLADE – HEAVY DUTY (STERILE)	10
CAE-0800-00A	HEAVY DUTY HANDLE – STANDARD, STAINLESS STEEL	1
CAE-0900-00A	HEAVY DUTY HANDLE – LONG, STAINLESS STEEL	1
CAE-1700-09A	SCALPEL BLADE REMOVER (STERILE)	50



## FEATHER® TRIMMING BLADES AND HANDLES

**Available for UK customers only**

The ideal trimming set with super sharp special blades for non-deformational cutting of tissue.

- Blades available in 3 sizes (handles available separately)
- Heat-resistant plastic handle with easy to grip design
- Autoclavable
- High chemical resistance



## FEATHER® SAFETY TRIMMING SYSTEM

The Feather® Safety Trimming System is a combination of the well known and very sharp trimming blades and handles and a new change system for blades which ensures more safety during work in the laboratory. It enables a simple, safe and fast change of blade.

The blades are single packed with a blade cover and therefore a direct contact with the trimming blade can be avoided. This protects the user from injury and potential infection.

The ergonomically designed plastic handle is heat resistant, autoclavable and easy to clean.

### FEATHER® TRIMMING Blades & Handles

Part No.	Description	Unit Size
CAF-0010-00S	FEATHER® SAFETY TRIMMING HANDLE	
CAF-0022-00A	FEATHER® DISPOSABLE SCALPELS NO.22 (10 BLADES)	
CAF-0061-00A	FEATHER® SCALPEL BLADE TYPE NO. 61 WIDE (100 BLADES)	
CAF-0062-00A	FEATHER® SCALPEL BLADE TYPE NO. 62 THIN (100 BLADES)	
CAF-0110-00A	FEATHER® AUTOPSY BLADES – 100mm (5 BLADES)	
CAF-0113-00S	FEATHER® SAFETY TRIMMING BLADE – 130mm (10 BLADES)	
CAF-0113-09A	FEATHER® TRIMMING BLADE – 130mm (50 BLADES)	
CAF-0117-00A	FEATHER® AUTOPSY BLADES – 170mm (5 BLADES)	
CAF-0126-00S	FEATHER® SAFETY TRIMMING BLADE – 260mm (10 BLADES)	
CAF-0126-09A	FEATHER® TRIMMING BLADE – 260mm (50 BLADES)	
CAF-0132-00A	FEATHER® AUTOPSY BLADES – 325mm (5 BLADES)	

## FEATHER® AUTOPSY HANDLE

- Autoclavable
- High chemical resistance
- Easy to clean



## FEATHER® AUTOPSY BLADES

- High sharpness
- Excellent cutting quality
- Available in 3 lengths



## FEATHER® SCISSORS (with interchangeable / replaceable blades)



### FEATHER® TRIMMING Blades & Handles

Part No.	Description	Unit Size
CAF-0145-00A	FEATHER® SCISSORS NO. 145	
CAF-0146-00A	FEATHER® POINTED/POINTED REPLACEABLE BLADES FOR SCISSORS	
CAF-0147-00A	FEATHER® BLUNT/BLUNT REPLACEABLE BLADES FOR SCISSORS NO. 145	
CAF-0148-00A	FEATHER® BLUNT/POINTED REPLACEABLE BLADES FOR SCISSORS NO. 145	
CAF-0149-00A	FEATHER® DEMONSTRATION KIT PATHOLOGY	
CAF-0208-00A	FEATHER® TRIMMING HANDLE F80P	
CAF-0208-00M	FEATHER® TRIMMING HANDLE F80P MINI	
CAF-0209-00A	FEATHER® AUTOPSY HANDLE F99	
CAF-0213-00A	FEATHER® TRIMMING HANDLE F130P	
CAF-0226-00A	FEATHER® TRIMMING HANDLE F260P	
CAF-0306-00A	FEATHER® DISSECTING HANDLE F60	



## DISPOCUT™ Disposable Cut Up Boards

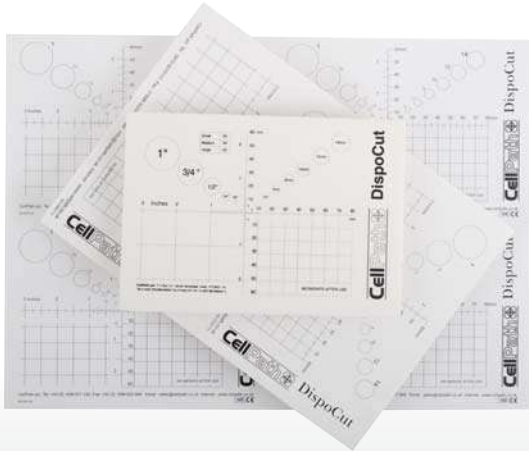
- For use with routine and high risk specimens
- Disposable
- Metric and Imperial scales
- Available in 3 sizes
- Moisture resistant

DispoCut is a disposable cutting board designed to increase safety and hygiene in high-risk areas as well as routine cutting areas.

Manufactured from 3mm, three ply foam filled board for strength and rigidity, this high quality laminated board also offers a high degree of moisture resistance and helps protect work surfaces while ensuring accurate dissection.

Each DispoCut board has a metric and imperial scale to assist in macroscopic and photographic recording of specimens.

DispoCut is easily disposed of by incineration.



### DISPOCUT BOARD

Part No.	Description	Unit Size
CGB-0302-51A	DISPOCUT BOARD WHITE – A3 (297x420mm)	12
CGB-0306-51A	DISPOCUT BOARD BLUE – A3 (297x420mm)	12
CGB-0402-52A	DISPOCUT BOARD WHITE – A4 (297x210mm)	24
CGB-0406-52A	DISPOCUT BOARD BLUE – A4 (297x210mm)	24
CGB-0502-53A	DISPOCUT BOARD WHITE – A5 (148x210mm)	48
CGB-0506-53A	DISPOCUT BOARD BLUE – A5 (148x210mm)	48

## SURECUT™ Polypropylene Cut Up Boards

- Durable
- Easy clean
- Polypropylene prevents knife edge dulling

Durable, thick and easy clean SureCut Boards are available in a wide range of colours enabling good colour contrast between boards and specimen. Manufactured from Polypropylene these boards will not dull knives or fine surgical cutting blades. Rubber feet are attached to each corner to stop slips. SureCut Boards assist with colour coding throughout the laboratory and are available in White, Green, Blue, Red, Yellow & Brown.



### SURECUT® Polypropylene Cut Up Boards

Part No.	Description	Colour	Unit Size
CHC-0102-00A	SURECUT BOARD – WHITE (300 x 300 x 12mm)	○	1
CHC-0202-00A	SURECUT BOARD – WHITE (300 x 300 x 25mm)	○	1
CHC-0302-00A	SURECUT BOARD – WHITE (450 x 300 x 12mm)	○	1
CHC-0402-00A	SURECUT BOARD – WHITE (450 x 300 x 25mm)	○	1
CHC-0502-00A	SURECUT BOARD – WHITE (450 x 450 x 12mm)	○	1
CHC-0602-00A	SURECUT BOARD – WHITE (450 x 450 x 25mm)	○	1
CHC-0702-00A	SURECUT BOARD – WHITE (600 x 450 x 12mm)	○	1
CHC-0802-00A	SURECUT BOARD – WHITE (600 x 450 x 25mm)	○	1
CHC-0106-00A	SURECUT BOARD – BLUE (300 x 300 x 12mm)	●	1
CHC-0206-00A	SURECUT BOARD – BLUE (300 x 300 x 25mm)	●	1
CHC-0306-00A	SURECUT BOARD – BLUE (450 x 300 x 12mm)	●	1

## SURECUT® Polypropylene Cut Up Boards

Part No.	Description	Colour	Unit Size
CHC-0406-00A	SURECUT BOARD – BLUE (450 x 300 x 25mm)	●	
CHC-0506-00A	SURECUT BOARD – BLUE (450 x 450 x 12mm)	●	
CHC-0606-00A	SURECUT BOARD – BLUE (450 x 450 x 25mm)	●	
CHC-0706-00A	SURECUT BOARD – BLUE (600 x 450 x 12mm)	●	
CHC-0806-00A	SURECUT BOARD – BLUE (600 x 450 x 25mm)	●	
CHC-0115-00A	SURECUT BOARD – BROWN (300 x 300 x 12mm)	●	
CHC-0215-00A	SURECUT BOARD – BROWN (300 x 300 x 25mm)	●	
CHC-0315-00A	SURECUT BOARD – BROWN (450 x 300 x 12mm)	●	
CHC-0415-00A	SURECUT BOARD – BROWN (450 x 300 x 25mm)	●	
CHC-0515-00A	SURECUT BOARD – BROWN (450 x 450 x 12mm)	●	
CHC-0615-00A	SURECUT BOARD – BROWN (450 x 450 x 25mm)	●	
CHC-0715-00A	SURECUT BOARD – BROWN (600 x 450 x 12mm)	●	
CHC-0815-00A	SURECUT BOARD – BROWN (600 x 450 x 25mm)	●	
CHC-0104-00A	SURECUT BOARD – GREEN (300 x 300 x 12mm)	●	
CHC-0204-00A	SURECUT BOARD – GREEN (300 x 300 x 25mm)	●	
CHC-0304-00A	SURECUT BOARD – GREEN (450 x 300 x 12mm)	●	
CHC-0404-00A	SURECUT BOARD – GREEN (450 x 300 x 25mm)	●	
CHC-0504-00A	SURECUT BOARD – GREEN (450 x 450 x 12mm)	●	
CHC-0604-00A	SURECUT BOARD – GREEN (450 x 450 x 25mm)	●	
CHC-0704-00A	SURECUT BOARD – GREEN (600 x 450 x 12mm)	●	
CHC-0804-00A	SURECUT BOARD – GREEN (600 x 450 x 25mm)	●	
CHC-0110-00A	SURECUT BOARD – RED (300 x 300 x 12mm)	●	
CHC-0210-00A	SURECUT BOARD – RED (300 x 300 x 25mm)	●	
CHC-0310-00A	SURECUT BOARD – RED (450 x 300 x 12mm)	●	
CHC-0410-00A	SURECUT BOARD – RED (450 x 300 x 25mm)	●	
CHC-0510-00A	SURECUT BOARD – RED (450 x 450 x 12mm)	●	
CHC-0610-00A	SURECUT BOARD – RED (450 x 450 x 25mm)	●	
CHC-0710-00A	SURECUT BOARD – RED (600 x 450 x 12mm)	●	
CHC-0810-00A	SURECUT BOARD – RED (600 x 450 x 25mm)	●	
CHC-0109-00A	SURECUT BOARD – YELLOW (300 x 300 x 12mm)	●	
CHC-0209-00A	SURECUT BOARD – YELLOW (300 x 300 x 25mm)	●	
CHC-0309-00A	SURECUT BOARD – YELLOW (450 x 300 x 12mm)	●	
CHC-0409-00A	SURECUT BOARD – YELLOW (450 x 300 x 25mm)	●	
CHC-0509-00A	SURECUT BOARD – YELLOW (450 x 450 x 12mm)	●	
CHC-0609-00A	SURECUT BOARD – YELLOW (450 x 450 x 25mm)	●	
CHC-0709-00A	SURECUT BOARD – YELLOW (600 x 450 x 12mm)	●	
CHC-0809-00A	SURECUT BOARD – YELLOW (600 x 450 x 25mm)	●	



## CORK DISSECTION BOARD Cut Up Board

The Cork dissection board is resistant to absorption and permits thorough rinsing. The Cork dissection board is ideal for pinning out samples and can be written on to illustrate tumour locations. This is especially useful for cervix or neck dissections.

### CORK DISSECTION BOARD

Part No.	Description	Unit Size
CHF-0100-00A	CORK DISSECTION BOARD – (300 x 400 x 20mm)	
CZB-0200-00A	REPLACEMENT FEET FOR CUTTING BOARDS	4



## PROMESH Safety Gloves

- Greater protection from blades and sharps
- Easily cleaned
- Flexible

The Promesh Safety Glove consist of 10,000 interlocking stainless steel links which offers you greater protection from the knife, scalpel and saw cuts whilst maintaining the flexibility you require. After use the glove can be cleaned and sterilised using most common methods.

### PROMESH Safety Gloves

Part No.	Description	Colour	Unit Size
XDA-0101-00L	PROMESH GLOVE – PETITE – LEFT HAND – MAROON STRAP	●	
XDA-0101-00R	PROMESH GLOVE – PETITE – RIGHT HAND – MAROON STRAP	●	
XDA-0102-00L	PROMESH GLOVE – EXTRA SMALL – LEFT HAND – GREEN STRAP	●	
XDA-0102-00R	PROMESH GLOVE – EXTRA SMALL – RIGHT HAND – GREEN STRAP	●	
XDA-0103-00L	PROMESH GLOVE – SMALL – LEFT HAND – WHITE STRAP	○	
XDA-0103-00R	PROMESH GLOVE – SMALL – RIGHT HAND – WHITE STRAP	○	
XDA-0104-00L	PROMESH GLOVE – MEDIUM – LEFT HAND – RED STRAP	●	
XDA-0104-00R	PROMESH GLOVE – MEDIUM – RIGHT HAND – RED STRAP	●	
XDA-0105-00L	PROMESH GLOVE – LARGE – LEFT HAND – BLUE STRAP	●	
XDA-0105-00R	PROMESH GLOVE – LARGE – RIGHT HAND – BLUE STRAP	●	
XDA-0106-00L	PROMESH GLOVE – EXTRA LARGE – LEFT HAND – ORANGE STRAP	●	
XDA-0106-00R	PROMESH GLOVE – EXTRA LARGE – RIGHT HAND – ORANGE STRAP	●	

## RDC™/RDF™ Decalcifying Solutions

- Proven formulation gives consistent reliable results
- Contains protein stabilisers to protect staining characteristics
- Minimal tissue damage
- Low risk packaging for safe storage
- Choice of rapid or routine (mild) formulation

RDC is manufactured to the same formulation since 1974 therefore offering you proven performance and consistent results.

In addition to Hydrochloric acid, RDC contains both protein and membrane stabilisers to protect morphological and staining characteristics. Decalcification of small pieces of bone such as trephines can be completed within 3-10 hours. A non-destructive calcium oxalate or x-ray testing can determine the end point.

RDF is a formic acid decalcifier based on a well-proven Christensans formulation offering a slower and more easily controlled rate of decalcification than RDC.

RDF is recommended for larger more dense specimens where a slower reaction rate is required to prevent localised over decalcification. Both are packed in shatterproof, wide necked PET bottles.

Each pack includes MSDS and shelf life of both products is 2 years.

### RDC™/RDF™ Decalcifying Solutions

Part No.	Description	Unit Size
EAA-0200-00A	RDC RAPID DECALCIFIER – 1L	
EAA-0925-00A	RDF MILD DECALCIFIER – 250ml	
EAA-1000-00A	RDF MILD DECALCIFIER – 1L	





## TISSUE MARKING DYE

The marking of histological samples facilitates identification and correct orientation of particular tissue pieces or surfaces during embedding and subsequent microscopic examination. It is the preferred method of choice for certain surgical specimens and small tissue pieces, and for serial sectioning orientation.

The Tissue Marking Dyes have been developed to define margins without bleeding, changing colour or fading. Durable bright dyes hold permanently through the processing and staining of samples with graded alcohols, xylene and other solvents common to Histology.



The product is available in 60 & 240ml bottles as well as 4ml 'Squeezy' dispensers with a comprehensive colour range of Black, Blue, Green, Red, Yellow, Orange and Violet.

The Tissue Marking Dyes are formulated to be used without a mordant; however, 'Ink Aid' assists in adherence, particularly to fatty tissue. 'Ink Aid' is available in a 240ml bottle.

- Colourful, permanent tissue marking dyes
- Won't run or bleed
- Available in 3 sizes or as a complete 6 or 7 bottle kit



## TISSUE MARKING DYE KIT

Part No.	Description	Unit Size
RCD-02000	TISSUE MARKING DYE KIT – 6 BOTTLE	
RCD-03000	TISSUE MARKING DYE KIT – 7 BOTTLE	

## TISSUE MARKING DYE

Part No.	Description	Unit Size
RCD-0727-1-00A	TISSUE MARKING DYE – BLACK – 60ml (2oz)	
RCD-0727-2-00A	TISSUE MARKING DYE – BLUE – 60ml (2oz)	
RCD-0727-3-00A	TISSUE MARKING DYE – GREEN – 60ml (2oz)	
RCD-0727-4-00A	TISSUE MARKING DYE – RED – 60ml (2oz)	
RCD-0727-5-00A	TISSUE MARKING DYE – YELLOW – 60ml (2oz)	
RCD-0727-6-00A	TISSUE MARKING DYE – ORANGE – 60ml (2oz)	
RCD-0727-7-00A	TISSUE MARKING DYE – VIOLET – 60ml (2oz)	
RCD-0728-1-00A	TISSUE MARKING DYE – BLACK – 240ml (8oz)	
RCD-0728-2-00A	TISSUE MARKING DYE – BLUE – 240ml (8oz)	
RCD-0728-3-00A	TISSUE MARKING DYE – GREEN – 240ml (8oz)	
RCD-0728-4-00A	TISSUE MARKING DYE – RED – 240ml (8oz)	
RCD-0728-5-00A	TISSUE MARKING DYE – YELLOW – 240ml (8oz)	
RCD-0728-6-00A	TISSUE MARKING DYE – ORANGE – 240ml (8oz)	
RCD-0728-7-00A	TISSUE MARKING DYE – VIOLET – 240ml (8oz)	
RCD-MD-1001	TISSUE MARKING DYE – BLACK SQUEEZY – 4ml	15
RCD-MD-1002	TISSUE MARKING DYE – BLUE SQUEEZY – 4ml	15
RCD-MD-1003	TISSUE MARKING DYE – GREEN SQUEEZY – 4ml	15
RCD-MD-1004	TISSUE MARKING DYE – RED SQUEEZY – 4ml	15
RCD-MD-1005	TISSUE MARKING DYE – YELLOW SQUEEZY – 4ml	15
RCD-MD-1006	TISSUE MARKING DYE – ORANGE SQUEEZY – 4ml	15
RCD-MD-1007	TISSUE MARKING DYE – VIOLET SQUEEZY – 4ml	15
RCD-IA-4000	INK AID (TISSUE DYE SETTING SOLUTION) – 240ml	

## WOOD HOLDING TRAY

Part No.	Description	Unit Size
RCD-00001	WOOD HOLDING TRAY – STAINED POPLAR BLOCK – 5 BOTTLE HOLDING	
RCD-00002	WOOD HOLDING TRAY – STAINED POPLAR BLOCK – 6 BOTTLE HOLDING	
RCD-00003	WOOD HOLDING TRAY – STAINED POPLAR BLOCK – 7 BOTTLE HOLDING	





# TISSUE PROCESSING AND EMBEDDING

During dehydration, clearing and wax infiltration a good flow of fluid across the specimen is required to keep processing times as short as possible, without compromising the outcome. CellPath's cassettes are manufactured in the UK and use a carefully researched and extensively tested hexagonal shaped hole to improve circulation over the specimen.

passionate **people...**



Paul Webber  
Joint Managing Director

pioneering **processes...**



practical **products**





## BULK CHEMICALS FOR PROCESSING

- Range of cellular pathology quality reagents available in a choice of pack sizes
- Manufactured to ISO9001:2000 standard with all lots fully traceable
- Comply with IVD, medical device and other labelling regulations as applicable
- MSDS supplied with every pack

The containers for the CellStor range of chemicals have a substantial sealing mechanism which ensures a reliable leak proof seal and are constructed from polypropylene which is tough and shatterproof dramatically reducing the chance of leakage during transport.

All products are compliant with European CHIP II regulations. Each pack contains a Materials Safety Data Sheet, a lot number and an expiry date enabling you to effectively manage stock rotation and provides full traceability.

### CELLSTOR

Part No.	Description	Unit Size
BAF-0010-00A	CELLSTOR – 1L – 10% NEUTRAL BUFFERED FORMALIN	1
BAF-0010-01A	CELLSTOR – 1L – 10% NEUTRAL BUFFERED FORMALIN	10
BAF-0010-03A	CELLSTOR – 2.5L – 10% NEUTRAL BUFFERED FORMALIN	1
BAF-0010-25A	CELLSTOR – 5L – 10% NEUTRAL BUFFERED FORMALIN	4
BAF-0010-10A	CELLSTOR – 10L – 10% NEUTRAL BUFFERED FORMALIN	1
BAF-0010-10P	CELLSTOR – 10L POLYCUBE – 10% NEUTRAL BUFFERED FORMALIN	1
BAF-0010-20A	CELLSTOR – 20L – 10% NEUTRAL BUFFERED FORMALIN	1
BAF-0010-99A	CELLSTOR – 200L – 10% NEUTRAL BUFFERED FORMALIN	1
BAF-0011-10P	CELLSTOR – 10L POLYCUBE – 10% FORMALIN	1
BAF-0020-10P	CELLSTOR – 10L POLYCUBE – 20% NEUTRAL BUFFERED FORMALIN	1
BAF-0020-20A	CELLSTOR – 20L – 20% NEUTRAL BUFFERED FORMALIN	1
BAF-0050-25A	CELLSTOR – 5L – 50% NEUTRAL BUFFERED FORMALIN CONCENTRATE	4
BAF-0050-10A	CELLSTOR – 10L – 50% NEUTRAL BUFFERED FORMALIN CONCENTRATE	1
BAF-0099-20A	CELLSTOR – 20L – 100% NEUTRAL BUFFERED FORMALIN CONCENTRATE	1
BAF-0110-01A	CELLSTOR – 1L – 10% FORMAL SALINE	1
BAF-0110-25A	CELLSTOR – 5L – 10% FORMAL SALINE	4
BAF-0110-10A	CELLSTOR – 10L – 10% FORMAL SALINE	1
BAF-0120-25A	CELLSTOR – 5L – 20% FORMAL SALINE CONCENTRATE	4
BAF-0150-25A	CELLSTOR – 5L – 50% FORMAL SALINE CONCENTRATE	4
BAF-9996-01A	CELLSTOR SPANNER for 61mm CAP	10
BAF-9997-01A	CELLSTOR SPANNER for 51mm CAP	10
BAF-9998-15A	CELLSTOR 61mm DRUM TAP	9
4BAF-9999-15A	CELLSTOR 51mm DRUM TAP	9

**TRIS BUFFER**

Part No.	Description	Unit Size
EGT-0108-00A	TRIS BUFFER CONCENTRATE 10 x 100ML	1
EGT-0109-00A	TRIS BUFFER SALINE WASH – 10L	1

**FORMALDEHYDE**

Part No.	Description	Unit Size
EGZ-0337-03A	FORMALDEHYDE (37% W/V SOLUTION) – 2.5L	1
EGZ-0337-05A	FORMALDEHYDE (37% W/V SOLUTION) – 5L	1
EGZ-0337-10A	FORMALDEHYDE (37% W/V SOLUTION) – 10L	1

**XYLENE**

Part No.	Description	Unit Size
EGZ-0800-25A	XYLENE GPR – 5L	4
EGZ-0800-05A	XYLENE GPR – 5L	1

**INDUSTRIAL DENATURED ALCOHOL**

Part No.	Description	Unit Size
EGK-0180-25A	INDUSTRIAL DENATURED ALCOHOL (80%) - 5L	4
EGK-0190-25A	INDUSTRIAL DENATURED ALCOHOL (90%) - 5L	4
EGK-0195-25A	INDUSTRIAL DENATURED ALCOHOL (95%) - 5L	4
EGK-0199-25A	INDUSTRIAL DENATURED ALCOHOL (99%) - 5L	4

**ISO-PROPYL ALCOHOL**

Part No.	Description	Unit Size
EGK-0400-25A	ISO-PROPYL ALCOHOL (IPA) – 5L	4
EGK-0400-10A	ISO-PROPYL ALCOHOL (IPA) – 10L	1
EGK-0400-20A	ISO-PROPYL ALCOHOL (IPA) – 20L	1

**ACETONE GPR**

Part No.	Description	Unit Size
EGS-0200-05A	ACETONE GPR – 5L	1

**FORMIC ACID**

Part No.	Description	Unit Size
EAA-0698-25A	FORMIC ACID 98% GPR – 5L	4

**FORMIC CITRATE**

Part No.	Description	Unit Size
EAA-1100-00A	FORMIC CITRATE 33% (DECALCIFIER SOLUTION) – 10L	1
EAA-1200-00A	FORMIC CITRATE 26% (DECALCIFIER SOLUTION) – 10L	1

**PURIFIED/DE-IONISED WATER**

Part No.	Description	Unit Size
EGW-0101-25A	PURIFIED/DE-IONISED WATER – 5L	4

**HISTOLENE™**  
Clearing agent

Histolene is a non-toxic clearing agent which can be used as a direct replacement for Xylene and other traditional hazardous chemicals used in tissue processing. Histolene is a terpene based product obtained from renewable biological resources and is biodegradable. Histolene has a much higher Flash point than conventional cleaning agents such as Xylene and therefore the risk is greatly reduced. Histolene is packed in a shatterproof, wide neck PET bottle with tamper evident cap.

Each pack includes an MSDS shelf life: 2 years.



**HISTOLENE™**

Part No.	Description	Unit Size
EGB-0500-00A	HISTOLENE CLEARING AGENT – 5L	1



## CELLWAX™

### Paraffin Wax

- Ultra pure and filtered, ensures no contamination of specimens or knife damage
- Pelletised for easy dispensing and fast melt down
- Free from DMSO
- Available in 2 x 10kg Tissuestor Tubs and 20Kg sack

CellWax is an ultra pure microcrystalline paraffin wax ensuring that all tissue types can be sectioned with minimum of compression and consistent ribboning.

CellWax has a melting point of 54/57°C and will remain stable when molten for prolonged periods.

### CELLWAX™ Paraffin Wax

Part No.	Description	Unit Size
GCA-0301-00A	CELLWAX (POLYMER FREE) – 2 x 10Kg TISSUESTOR TUBS	I
GCA-0302-00A	CELLWAX (POLYMER FREE) – 20Kg SACK	I

## CELLWAX™ PLUS

**Polymer added white translucent embedding wax conveniently packaged in easy to dispense 2.5Kg re-sealable bags**

- Ultra-filtered and pure to ensure no contamination of specimens or knife damage
- Pelletised to ensure rapid melt-down and convenience of use
- Paraffin wax blended with plastic polymers to produce a high-quality product to improve the elasticity and sectioning properties of the final block
- Melting point of 54/57°C and will remain stable when molten for long periods

### CELLWAX™ PLUS (Polymer added)

Part No.	Description	Unit Size
GCA-0400-00A	CELLWAX PLUS (POLYMER ADDED) – 4 x 2.5Kg	I
GCA-0401-00A	CELLWAX PLUS (POLYMER ADDED) – 10Kg	I





## CELLMAT-X™

### Safety Floor Matting


- Bespoke safety floor matting
- Anti-static
- Solvent – resistant
- Non-slip
- Easily cleaned

CellMat-X is unique in many ways, but its major benefit is to reduce the risk of personnel slipping in the histology laboratory.

CellMat-X traps waxy dangerous deposits in its open cell type structure, which can be easily vacuumed. Also gives very good cushioning causing less fatigue to personnel who have to stand for long periods.

Custom sized mats are made to meet your laboratory requirement.

The edging used in conjunction with CellMat-X is profiled for safety – the edging prevents tripping over the edge of the mat and also helps to anchor the mat securely to the floor. Edging for the CellMat-X comes in 1ft lengths.



### CELLMAT-X™ Safety Floor Matting

Part No.	Description	Unit Size
XFC-0105-00B	CELLMAT EDGING 48mm WIDE X 1 METRE	
XFC-4005-01X	CELLMAT-X – GREY – SQUARE METRE	
XFC-4006-01X	CELLMAT-X – BLUE – SQUARE METRE	
XFC-4010-01X	CELLMAT-X – RED – SQUARE METRE	

## SYSTEM II HEX™ CASSETTE

### Tissue processing cassette

- Increased reagent flow through
- Improved analysis time and staining
- Less carry over of chemicals
- Increased stability and rigidity
- Large colour range
- Bespoke colours available\*

The System II Hex Cassette differs from conventional round hole processing cassettes in that it has hexagonal instead of round perforations arranged in a honeycombed structure to better utilise the available surface area. This unique arrangement increases the open area by approximately 13 percent thereby increasing reagent flow through and improving specimen staining and analysis time. A potential cost saving benefit is that there is less carry over of chemicals so reducing the frequency of chemical change.



### SYSTEM II HEX CASSETTE Tissue processing cassette

Part No.	Description	Colour	Unit Size
EAD-0102-03A	SYSTEM II HEX-CASSETTE – WHITE	○	1000
EAD-0104-03A	SYSTEM II HEX-CASSETTE – GREEN	●	1000
EAD-0105-03A	SYSTEM II HEX-CASSETTE – GREY	●	1000
EAD-0106-03A	SYSTEM II HEX-CASSETTE – BLUE	●	1000
EAD-0107-03A	SYSTEM II HEX-CASSETTE – ORANGE	●	1000
EAD-0108-03A	SYSTEM II HEX-CASSETTE – PINK	●	1000
EAD-0109-03A	SYSTEM II HEX-CASSETTE – YELLOW	●	1000
EAD-0110-03A	SYSTEM II HEX-CASSETTE – RED	●	1000
EAD-0111-03A	SYSTEM II HEX-CASSETTE – PEACH	●	1000
EAD-0112-03A	SYSTEM II HEX-CASSETTE – TAN	●	1000
EAD-0115-03A	SYSTEM II HEX-CASSETTE – BROWN	●	1000
EAD-0116-03A	SYSTEM II HEX-CASSETTE – DARK BLUE	●	1000
EAD-0118-03A	SYSTEM II HEX-CASSETTE – DARK GREEN	●	1000
EAD-0119-03A	SYSTEM II HEX-CASSETTE – LAVENDER	●	1000
EAD-0120-03A	SYSTEM II HEX-CASSETTE – TURQUOISE	●	1000

Although made to an international industry standard size, the Hex Cassette is designed to suit all established cassette-writing machines and benefits from extra thick side walls, so increasing stability and rigidity, which is crucial for high quality sectioning. The Hex Cassette is manufactured from high-grade virgin acetyl resin, ensuring both quality and performance is maintained at the high standard expected from CellPath products.

As with all CellPath Cassettes the Hex Cassette is available in 15 stock colours, which allow laboratories to colour code different types of workload or different applications, the Hex Cassette can also be manufactured in bespoke colours at the customer's request.

\*Minimum order quantities apply



## SYSTEM II HEX-CASSETTE IN HOPPER TUBE®



### SYSTEM II HEX-CASSETTE IN HOPPER TUBE

Part No.	Description	Colour	Unit Size
EAD-0102-04H	SYSTEM II HEX-CASSETTE IN HOPPER TUBE – WHITE	○	1500
EAD-0104-04H	SYSTEM II HEX-CASSETTE IN HOPPER TUBE – GREEN	●	1500
EAD-0105-04H	SYSTEM II HEX-CASSETTE IN HOPPER TUBE – GREY	●	1500
EAD-0106-04H	SYSTEM II HEX-CASSETTE IN HOPPER TUBE – BLUE	●	1500
EAD-0107-04H	SYSTEM II HEX-CASSETTE IN HOPPER TUBE – ORANGE	●	1500
EAD-0108-04H	SYSTEM II HEX-CASSETTE IN HOPPER TUBE – PINK	●	1500
EAD-0109-04H	SYSTEM II HEX-CASSETTE IN HOPPER TUBE – YELLOW	●	1500
EAD-0110-04H	SYSTEM II HEX-CASSETTE IN HOPPER TUBE – RED	●	1500
EAD-0111-04H	SYSTEM II HEX-CASSETTE IN HOPPER TUBE – PEACH	●	1500
EAD-0112-04H	SYSTEM II HEX-CASSETTE IN HOPPER TUBE – TAN	●	1500
EAD-0115-04H	SYSTEM II HEX-CASSETTE IN HOPPER TUBE – BROWN	●	1500
EAD-0116-04H	SYSTEM II HEX-CASSETTE IN HOPPER TUBE – DARK BLUE	●	1500
EAD-0118-04H	SYSTEM II HEX-CASSETTE IN HOPPER TUBE – DARK GREEN	●	1500
EAD-0119-04H	SYSTEM II HEX-CASSETTE IN HOPPER TUBE – LAVENDER	●	1500
EAD-0120-04H	SYSTEM II HEX-CASSETTE IN HOPPER TUBE – TURQUOISE	●	1500
EAE-0102-03A	PLASTIC HEX CASSETTE LID WHITE	○	1000
EAW-0114-08A	SYSTEM II HEX-CASSETTE LID – STAINLESS STEEL		25
EAX-0114-08A	SYSTEM II CASSETTE LID – STAINLESS STEEL		25

## SYSTEM III HEX™ CASSETTE

### Tissue processing cassette

- All the features and benefits of the System II Hex Cassette with the addition of a fixed lid.



### SYSTEM III HEX™ CASSETTE Tissue processing cassette

Part No.	Description	Colour	Unit Size
EAI-0102-10A	SYSTEM III HEX-CASSETTE – WHITE	○	500
EAI-0104-10A	SYSTEM III HEX-CASSETTE – GREEN	●	500
EAI-0105-10A	SYSTEM III HEX-CASSETTE – GREY	●	500
EAI-0106-10A	SYSTEM III HEX-CASSETTE – BLUE	●	500
EAI-0107-10A	SYSTEM III HEX-CASSETTE – ORANGE	●	500
EAI-0108-10A	SYSTEM III HEX-CASSETTE – PINK	●	500
EAI-0109-10A	SYSTEM III HEX-CASSETTE – YELLOW	●	500
EAI-0110-10A	SYSTEM III HEX-CASSETTE – RED	●	500
EAI-0111-10A	SYSTEM III HEX-CASSETTE – PEACH	●	500
EAI-0112-10A	SYSTEM III HEX-CASSETTE – TAN	●	500
EAI-0115-10A	SYSTEM III HEX-CASSETTE – BROWN	●	500
EAI-0116-10A	SYSTEM III HEX-CASSETTE – DARK BLUE	●	500
EAI-0118-10A	SYSTEM III HEX-CASSETTE – DARK GREEN	●	500
EAI-0119-10A	SYSTEM III HEX-CASSETTE – LAVENDER	●	500
EAI-0120-10A	SYSTEM III HEX-CASSETTE – TURQUOISE	●	500

## SYSTEM III HEX™ BIOPSY CASSETTE

### Tissue processing cassette

- All the features and benefits of the System III Hex Cassette with the addition of Biopsy Apertures.



### SYSTEM III HEX-BIOPSY CASSETTE Tissue processing cassette


Part No.	Description	Colour	Unit Size
EAJ-0102-10A	SYSTEM III HEX-BIOPSY CASSETTE – WHITE	○	500
EAJ-0104-10A	SYSTEM III HEX-BIOPSY CASSETTE – GREEN	●	500
EAJ-0105-10A	SYSTEM III HEX-BIOPSY CASSETTE – GREY	●	500
EAJ-0106-10A	SYSTEM III HEX-BIOPSY CASSETTE – BLUE	●	500
EAJ-0107-10A	SYSTEM III HEX-BIOPSY CASSETTE – ORANGE	●	500
EAJ-0108-10A	SYSTEM III HEX-BIOPSY CASSETTE – PINK	●	500
EAJ-0109-10A	SYSTEM III HEX-BIOPSY CASSETTE – YELLOW	●	500
EAJ-0110-10A	SYSTEM III HEX-BIOPSY CASSETTE – RED	●	500
EAJ-0111-10A	SYSTEM III HEX-BIOPSY CASSETTE – PEACH	●	500
EAJ-0112-10A	SYSTEM III HEX-BIOPSY CASSETTE – TAN	●	500
EAJ-0115-10A	SYSTEM III HEX-BIOPSY CASSETTE – BROWN	●	500
EAJ-0116-10A	SYSTEM III HEX-BIOPSY CASSETTE – DARK BLUE	●	500
EAJ-0118-10A	SYSTEM III HEX-BIOPSY CASSETTE – DARK GREEN	●	500
EAJ-0119-10A	SYSTEM III HEX-BIOPSY CASSETTE – LAVENDER	●	500
EAJ-0120-10A	SYSTEM III HEX-BIOPSY CASSETTE – TURQUOISE	●	500

## CELLSAFE 5™ Core biopsy cassette

With increasing pressure to process larger numbers of small biopsy specimens, CellSafe 5™ reduces the pressure on laboratory staff by enabling them to perform five core biopsies in numbered wells, which can be sectioned together for rapid and cost effective preparation.

CellSafe 5™ is a new five well cassette developed for the simultaneous preparation of core biopsies, specifically Breast and Prostate – two of the most costly diagnostic samples to deal with. Each well is numbered for identification and, when combined with a robust protocol will allow fast, accurate and cost effective preparation.

The cassette is available in two colours (White and Blue) and features an integral X-Ray lucent fine mesh for more efficient processing. The blue cassette has been produced to aid contrast and visualisation of white or light coloured biopsies, normally experienced with Breast tissue.



### CELLSAFE 5 Biopsy cassette

Part No.	Description	Colour	Unit Size
EBG-0201-02A	CELLSAFE 5 BIOPSY CASSETTE – WHITE	○	100
EBG-0206-02A	CELLSAFE 5 BIOPSY CASSETTE – BLUE	●	100





## SUPAMEGA CASSETTE

### SupaMega tissue processing cassette

- Ideal for prostate, brain, breast tissue and eyes
- Extremely useful for research and toxicology laboratories
- Large colour range
- Bespoke colours available at request\*

CellPath's SupaMega Cassette and System II Double Depth cassette are ideal for embedding and processing large tissue samples.

Particularly useful for prostate, brain, breast tissue and eyes, the SupaMega Cassette is widely used in research and toxicology laboratories. We are able to supply twinfrost and plain microscope slides and cover slips, stainless steel base moulds and cabinets for use with our SupaMega Cassettes.

The System II Double Depth cassette, is double the depth of a normal cassette – complete with plastic hinged lid, these rigid, durable cassettes have excellent writing surfaces.

Greater depth base moulds together with stainless steel and plastic disposable base moulds are available to take full advantage of the double depth cassette.

\*Minimum order quantities apply.

### SUPA MEGA CASSETTE SupaMega tissue processing cassette

Part No.	Description	Colour	Unit Size
EAG-0102-02A	SUPA MEGA CASSETTE – WHITE	○	100
EAG-0104-02A	SUPA MEGA CASSETTE – GREEN	●	100
EAG-0105-02A	SUPA MEGA CASSETTE – GREY	●	100
EAG-0106-02A	SUPA MEGA CASSETTE – BLUE	●	100
EAG-0107-02A	SUPA MEGA CASSETTE – ORANGE	●	100
EAG-0108-02A	SUPA MEGA CASSETTE – PINK	●	100
EAG-0109-02A	SUPA MEGA CASSETTE – YELLOW	●	100
EAG-0110-02A	SUPA MEGA CASSETTE – RED	●	100
EAG-0111-02A	SUPA MEGA CASSETTE – PEACH	●	100
EAG-0112-02A	SUPA MEGA CASSETTE – TAN	●	100
EAG-0115-02A	SUPA MEGA CASSETTE – BROWN	●	100
EAG-0116-02A	SUPA MEGA CASSETTE – DARK BLUE	●	100
EAG-0118-02A	SUPA MEGA CASSETTE – DARK GREEN	●	100
EAG-0119-02A	SUPA MEGA CASSETTE – LAVENDER	●	100
EAG-0120-02A	SUPA MEGA CASSETTE – TURQUOISE	●	100
EAH-0102-22A	SYSTEM II MEGA CASSETTE DOUBLE DEPTH – WHITE	○	400

## STAINLESS STEEL BASE MOULDS

### Reusable base moulds

- Reusable
- Stackable to reduce storage area
- Wide range of sizes
- Internal rounded corners – enable easy removal of the wax block



CellPath's stainless steel base moulds are manufactured from high quality stainless steel and are stackable to reduce storage space when not in use. The moulds have extended edges to help prevent tipping and provide a grip area for ease of handling. The 7 x 7 x 5mm mould is especially suitable for use with needle and punch biopsies.

CellPath's Biopsy stainless steel base moulds put an end to extensive trimming of wax. These new long and narrow moulds are ideal for prostrate and breast cores and can be used with both grid and slatted processing cassettes for both horizontal and vertical sectioning. Made of stainless steel these reusable moulds represent a time saving and reduction of wax wastage compared to using inappropriately sized moulds when large numbers of blocks are prepared.

### STAINLES STEEL BASE MOULDS Reuseable base moulds

Part No.	Description	Unit Size
GBB-0714-05A	STAINLESS STEEL BASE MOULD 7 x 7 x 5mm	5
GBB-1014-05A	STAINLESS STEEL BASE MOULD 10 x 24 x 5mm	5
GBB-1414-05A	STAINLESS STEEL BASE MOULD 14 x 24 x 5mm	5
GBB-2414-05A	STAINLESS STEEL BASE MOULD 24 x 24 x 5mm	5
GBB-3014-05A	STAINLESS STEEL BASE MOULD 30 x 24 x 9mm	5
GBB-3714-05A	STAINLESS STEEL BASE MOULD 37 x 24 x 9mm	5

## SUPAMEGA STAINLESS STEEL BASE MOULDS

### Reusable base moulds

- Reusable
- Stackable to reduce storage area
- Mega and SupaMega sizes

The SupaMega range of stainless steel moulds have extra deep side walls allowing wax to be decanted into the cassette during embedding without the risk of the usual 'leakage' of wax. The smaller faced mould also saves wax on medium sized blocks too large to fit into standard cassettes negating the use of full sized moulds.



### SUPAMEGA STAINLESS STEEL BASE MOULDS Reuseable base moulds

Part No.	Description	Unit Size
GBC-3614-05A	STAINLESS STEEL SUPA MEGA BASE MOULD 36 x 36 x 10mm	5
GBC-6014-05A	STAINLESS STEEL SUPA MEGA BASE MOULD 60 x 45 x 15mm	5

## RES-M-BED Disposable moulds

- High chemical resistance
- Disposable – time saving
- Cost effective

The RES-M-BED range of disposable moulds is especially for resin embedding and are manufactured from PVC.

These moulds offer a cost effective solution for resin embedding, with no cleaning of the moulds allowing better utilisation of your technician's time.

These handy moulds come in three different sizes with five moulds per strip; the standard pack size is one hundred strips.



### RES-M-BED Moulds

Part No.	Description	Unit Size
HAA-0103-02A	RES-M-BED 13 x 5 x 5mm	100
HAA-0203-02A	RES-M-BED 13 x 8 x 5mm	100
HAA-0303-02A	RES-M-BED 12 x 15 x 5mm	100

## DISPOMOULDS

### Disposable plastic moulds

- Wide range of sizes to suit your needs
- Disposable – no cleaning required
- International industry standard sizes
- Cost effective solutions to stainless steel moulds

DispoMoulds are manufactured in high impact polystyrene offering a low cost alternative to stainless steel. DispoMoulds offer ease and convenience of operation. DispoMoulds are available in a choice of sizes and depths and are ideal for unpredictable workloads. The moulds have a smooth interior finish and rounded corners for ease of removal. There are five moulds per strip and the standard pack size has one hundred strips.



### DISPOMOULDS Disposable plastic moulds

Part No.	Description	Unit Size
GAD-0702-02A	DISPOMOULD 7 x 7 x 5mm	100
GAD-1502-02A	DISPOMOULD 15 x 15 x 5mm	100
GAD-2402-02A	DISPOMOULD 24 x 24 x 5mm	100
GAD-3002-02A	DISPOMOULD 24 x 30 x 5mm	100
GAD-3702-02A	DISPOMOULD 24 x 37 x 5mm	100
GAD-5302-02A	DISPOMOULD 33 x 25 x 13mm	100
GAD-5902-02A	DISPOMOULD 39 x 25 x 13mm	100

## HISTOSTUB™

### Support stubs

- High chemical resistance
- Strong and stable
- Good resin adhesion
- Disposable
- Two sizes available



HistoStubs offer a convenient, easy to use strong support plate for resin-embedding and semi-thin microtomy.

HistoStubs are injection moulded from Nylon providing both a high degree of chemical resistance and strength. Available in two sizes HistoStubs offer your laboratory a choice of thickness for the type best suited to your microtome and specimens.

### HISTOSTUB™ Support stubs

Part No.	Description	Unit Size
HGA-0105-02A	HISTOSTUB 25mm DIA x 5mm	100
HGA-0205-02A	HISTOSTUB 25mm DIA x 10mm	100

## SYSTEM I™ RINGS

### Embedding rings

- Suitable for holding and identifying tissue sample blocks
- Forms permanent base of a wax block
- Etched writing surface on the ring for writing specimen codes

System I embedding rings are manufactured from high impact polystyrene for strength and quality. Precision moulded with four cross bars to improve stability and two textured areas for writing specimen codes. Packed in a convenient dispenser box.



### SYSTEM I™ RINGS Embedding rings

Part No.	Description	Colour	Unit Size
GAB-0102-10A	SYSTEM I EMBEDDING RING – WHITE	○	500



## CELLSAFE+®

### Biopsy specimen handling

- New Blue Mesh provides better contrast between the biopsy and the CellSafe
- X-Ray transparent mesh for breast work<sup>1</sup>
- Extra fine mesh provides up to 20 times less carry-over of solvents than foam pads
- Zero Tissue damage or artefacts associated with foam pads<sup>2</sup>
- Substantial timesavings compared to folding biopsy in tissue paper<sup>3</sup>

With the constantly increasing number of small biopsy specimens being undertaken, traditional handling techniques such as tissue wrap and foam pads are proving to be unsatisfactory and time consuming.

The CellSafe+ is an entirely new concept, designed by CellPath, which offers a high security easy to use alternative.

A UK Pathologist processing 1000 biopsies per year stated that a week was saved each year by using CellSafe+, which was much quicker to use compared to folding tissue.

The CellSafe+ consists of two hinged interlocking frames with an integral nylon mesh. This extra fine 200 µm mesh ensures a high level of specimen security, zero tissue damage and low reagent carry over.

The CellSafe+ is adjustable to the Biopsy specimen size. The CellSafe+ can be hinged in either direction and closed to encapsulate the tissue.

During processing, CellSafe+ is contained in any standard tissue-processing cassette for processing in the normal way. Prior to embedding tissue can be removed with greater ease and security than using conventional foam pads or paper wrap. The CellSafe+ can then be discarded. Available in either packs of 100 or a more cost effective solution pack of 1000.

#### References:

<sup>1</sup> *Armstrong J.S, Cut up and margin assessment in breast cancer; CPD Bulletin Cellular Pathology; 2000, Vol. 2, No.2, p. 76-79.*

<sup>2</sup> *Tissue artefacts caused by sponges, Farrell, D. J, Thompson, P.J, Morley, A.R, J. Clin. Path., 1992, Vol. 45, p.923-924.*

<sup>3</sup> *Report by Dr. P.A. Burton, Histopathology Dept, Southmead Hospital, Westbury-on-Trym, Bristol, BS10 5NB.*




### CELLSAFE+® Biopsy specimen handling

Part No.	Description	Colour	Unit Size
EBE-0201-02A	CELLSAFE+ BIOPSY CAPSULE – WHITE	○	100
EBE-0201-03A	CELLSAFE+ BIOPSY CAPSULE – WHITE	○	1000
EBE-0301-02A	CELLSAFE+ BIOPSY CAPSULE – BLUE	●	100
EBE-0301-03A	CELLSAFE+ BIOPSY CAPSULE – BLUE	●	1000

## CURETTING CASSETTE

- High quality stainless steel mesh lid and mesh insert
- Prevents loss of small specimens
- Detachable lid
- Reusable

A CellPath acetyl resin processing cassette with integral stainless steel mesh insert and a detachable stainless steel lid. For use with small specimens to prevent loss at sample whilst allowing flow through of fluids.



### CURETTING CASSETTE

Part No.	Description	Unit Size
EBC-0102-01A	CURETTING CASSETTE – STAINLESS STEEL INSERT + LID	10

## TISSUEWRAP

### Biopsy paper

- High chemical resistance
- Disposable – time saving
- Cost effective

TissueWrap Biopsy Paper is specifically designed for processing biopsy specimens. The tissue paper is cut to a convenient ready to use size. This non-absorbent paper allows fluids to flow through freely whilst retaining small tissue fragments. TissueWrap is supplied in a dispenser pack for increased convenience.



### TISSUEWRAP Biopsy Paper

Part No.	Description	Colour	Unit Size
EBB-0102-10A	TISSUEWRAP (60mm x 60mm) – WHITE	○	500



## BIOPSY BAGS

- Time saving
- Easy tear
- Acid resistant version available
- Wide range of sizes

A new range of Biopsy Bags has been developed by CellPath in response to demand from histology laboratories for alternatives to BioWrap Paper and foam biopsy pads.

The bags, which are used to hold a biopsy sample during processing, are available in units of 1000, in four sizes – 40mm x 30mm, 50mm x 30mm, 75mm x 45mm and 95mm x 75mm – and in both nylon and polyester.

An easy tear design allows for the fast retrieval of the sample after processing. The Biopsy Bag is particularly useful for collecting endometrial samples from formalin as it can be used as a sieve.

The polyester bag has the added benefit of being resistant to acid, which is useful when processing very fine bone samples.



### BIOPSY BAGS

Part No.	Description	Unit Size
EBF-0100-02N	BIOPSY BAG 40MM X 30MM – NYLON	100
EBF-0100-02P	BIOPSY BAG 40MM X 30MM – POLYESTER (ACID RESISTANT)	100
EBF-0100-03N	BIOPSY BAG 40MM X 30MM – NYLON	1000
EBF-0100-03P	BIOPSY BAG 40MM X 30MM – POLYESTER (ACID RESISTANT)	1000
EBF-0200-02N	BIOPSY BAG 50MM X 30MM – NYLON	100
EBF-0200-02P	BIOPSY BAG 50MM X 30MM – POLYESTER (ACID RESISTANT)	100
EBF-0200-03N	BIOPSY BAG 50MM X 30MM – NYLON	1000
EBF-0200-03P	BIOPSY BAG 50MM X 30MM – POLYESTER (ACID RESISTANT)	1000
EBF-0300-02N	BIOPSY BAG 75MM X 45MM – NYLON	100
EBF-0300-02P	BIOPSY BAG 75MM X 45MM – POLYESTER (ACID RESISTANT)	100
EBF-0300-03N	BIOPSY BAG 75MM X 45MM – NYLON	1000
EBF-0300-03P	BIOPSY BAG 75MM X 45MM – POLYESTER (ACID RESISTANT)	1000
EBF-0400-02N	BIOPSY BAG 95MM X 75MM – NYLON	100
EBF-0400-02P	BIOPSY BAG 95MM X 75MM – POLYESTER (ACID RESISTANT)	100
EBF-0400-03N	BIOPSY BAG 95MM X 75MM – NYLON	1000
EBF-0400-03P	BIOPSY BAG 95MM X 75MM – POLYESTER (ACID RESISTANT)	1000

## BIOPAD

### Biopsy foam

- Cut to size to fit most major processing cassettes
- Prevents loss of small specimens
- Low cost
- Efficient

CellPaths BioPad biopsy foam pads are cut to a size that fits all standard processing cassettes. BioPads allow fluid to thoroughly and safely transfer around the tissue sample, whilst also holding the tissue specimen safely in place.

It is recommended that the BioPad be pre-saturated in fixative to prevent floating during processing.



### BIOPAD Biopsy foam

Part No.	Description	Colour	Unit Size
EBA-0102-03A	BIOPAD BIOPSY PAD – WHITE	○	1000
EBA-0106-03A	BIOPAD BIOPSY PAD – BLUE	●	1000

## CELLCEPS Heated forceps

CellCeps are electrically heated forceps designed to assist in the preparation of histological slides.

Orientation of a specimen during wax embedding has traditionally been completed using stainless steel forceps. To prevent their cold tips from solidifying the liquid wax medium, it is necessary to repeatedly remove the forceps from the work and heat them by external means - in a flame or embedding centre. Insufficient heating results in sticking, while excessive temperatures will damage the specimen.

CellCeps incorporate safe, low-voltage, energy controlled heating elements which constantly maintain their tips at the optimum temperature for manipulation of specimens in histological wax. They may be used continuously, without adjustment, and without influencing the temperature of the medium or tissue.

Eliminating the task of keeping the forceps at a usable temperature enables the operator to concentrate on orientation of the tissue, and results in a significant increase in productivity. The unit allows 2 pairs of forceps to be used simultaneously.

- Easier handling of tissue during embedding
- No sticking of forceps to the tissue
- Speeds embedding
- Safe to use
- Will not damage the tissue
- Supplied complete with 2 sets of forceps
- Forceps available in 3 sizes – 1mm, 2mm and 4mm

\* Please note: The removable forceps (heating elements) should be viewed as consumables item and have a working life of approximately 9 months depending on usage.



### CELLCEPS Heated forceps

Part No.	Description	Unit Size
GZB-0100-00A	HEATED FORCEPS – UNIT (CONTROL & SUPPLY + 1 x 1mm & 1 x 2mm)	
GZA-0100-00A	HEATED FORCEPS – 1mm (RED)	
GZA-0200-00A	HEATED FORCEPS – 2mm (YELLOW)	
GZA-0300-00A	HEATED FORCEPS – 4mm (BLUE)	
GZB-0200-00A	HEATED FORCEPS – CONTROL UNIT	
GZB-0300-00A	HEATED FORCEPS – POWER SUPPLY FOR CONTROL UNIT	



# CRYOTOMY

Frozen sections are a method of tissue analysis that allows for rapid interpretation and diagnosis of tissue during surgery. Cryotomy can also be used in the preparation of sections containing fats and enzymes which can easily be lost in alcohol or paraffin sections.



passionate **people...**

Asia Harrison  
Team Leader



pioneering **processes...**



practical **products**



## OCT Cryo Embedding Matrix

- Liquid level clearly visible in bottle
- Excellent quality, highly viscous
- Freezes rapidly using CryoSpray
- Easy to use dispenser bottle



CellPath 'OCT' cryo microtomy embedding medium is designed for use at -20°C to -30°C. The medium freezes rapidly with minimal damage by crystal formation and is an ideal support medium for cutting tissue sections.

CellPath 'OCT' is easily removed from the microscope slide prior to staining. The 125ml bottle is a convenient size with a nozzle moulded into the cap.

### OCT Cryo Embedding Matrix

Part No.	Description	Unit Size
KMA-0100-00A	OCT EMBEDDING MATRIX - 125ml	1

## CRYOSPRAY™ Freezing Spray

- CFC free
- Convenient
- Compact size
- Excellent cooling properties
- Directable jet enables precise control
- Ideal for paraffin blocks and fresh tissue specimens

CryoSpray is specially formulated to rapidly freeze fresh biopsy material removing the risk of morphological damage due to ice crystal formulation.

CryoSpray is manufactured from a mixture of environmentally friendly gases to give a good balance of cooling efficiency and cost.

CryoSpray is supplied in a compact seamless aluminium can that is easy to handle, with a nozzle that ensures accurate direction of the freezing jet.



### CRYOSPRAY™ Freezer Spray

Part No.	Description	Unit Size
KNA-0173-00A	CRYOSPRAY FREEZER SPRAY - 175g	1



## FEATHER® Microtome Blades and Holders Available for UK customers only

### C35 BLADE

Part No.	Description	CE Mark	Unit Size
JDA-0700-00A	FEATHER C35 MICROTOME BLADE - 20 BLADES/DISP	CE	1

### TYPE I30A

For rotary, cryostat and freezing microtomes.

- Incl. Dispenser with 50 disposable blades S/35

### TYPE I30C

For cryostats.

- Incl. Dispenser with 20 disposable blades C/35

### TYPE I30C-AO

For American Optical cryostats.

- Incl. Dispenser with 20 disposable blades C/35

### TYPE I30C-CR


Or Bright FC/FCS and Cambridge Rocker cryostats.

- Incl. Dispenser with 20 disposable blades C/35

### TYPE I60C

For cryostats.

- Incl. Dispenser with 20 disposable blades C/35



### FEATHER® Disposable Microtome Blade Holders

Part No.	Description	Unit Size
JEB-0130-00A	FEATHER® MICROTOME BLADE HOLDER TYPE I30A	1
JEB-0131-00A	FEATHER® MICROTOME BLADE HOLDER TYPE I30C	1
JEB-0132-00A	FEATHER® MICROTOME BLADE HOLDER TYPE I30C-AO	1
JEB-0133-00A	FEATHER® MICROTOME BLADE HOLDER TYPE I30C-CR	1
JEB-0161-00A	FEATHER® MICROTOME BLADE HOLDER TYPE I60C	1





# SECTIONING

The quality of microtome blade determines the quality of the section, Feather® blades are the global gold standard in disposable microtome blades, offering a range of blades to suit differing needs. Microscope slides have to be available to suit various staining and special techniques, often colour-coded to suit individual Standard Operating Procedures.


passionate **people...**



Amy Jones  
Warehouse

Lynsey Evans  
Customer Care

pioneering **processes...**



practical **products**





## FEATHER® Disposable Microtome Blades Available for UK customers only

### FEATHER® S35

Standard blade for routine sectioning and biopsies.

- With excellent sectioning quality from the beginning
- Very long service life
- Short trimming time

### FEATHER® S22

For extra thin sectioning and very soft tissue/fabrics.

- Long service life
- Short trimming time with corresponding clearance angle

### FEATHER® R35

Very good for ribbon sectioning, routine sectioning and suitable for hard tissues.

- Specially hardened cutting edge
- Short trimming time

### FEATHER® N35

Especially suitable for hard tissue.

- Higher service life
- Suitable for routine sectioning, soft tissues and biopsies
- After trimming also suitable for ribbon sectioning
- Very low shrinkage

### FEATHER® A35

For both hard and soft tissue as well as for extra thin sections.

- Very long service life (also for hard tissue)
- Short trimming time with corresponding clearance angle
- Very sharp

### FEATHER® A22

For very thin sectioning in routine and research. Suitable for fibrous tissue (biopsies/fabrics).

- Long service life
- Short trimming time with corresponding clearance angle
- Very sharp
- After trimming also suitable for ribbon sectioning



### FEATHER® C35

For cryostat sectioning only.

- Carbon steel blade
- Short trimming time



### FEATHER® S35L

For bigger tissue samples and routine sectioning.

- Short trimming time



### FEATHER® S35LL

Very long blade for biggest tissue samples and routine sectioning

- Short trimming time



### FEATHER® HIGH PROFILE

For sectioning of all paraffin embedded tissue blocks in routine.

- Short trimming time



## FEATHER® Disposable Microtome Blades

Part No.	Description	Unit Size
JDA-0100-00A	FEATHER® S35 MICROTOME BLADE – 50 BLADES/DISP	
JDA-0200-00A	FEATHER® S22 MICROTOME BLADE – 50 BLADES/DISP	
JDA-0300-00A	FEATHER® R35 MICROTOME BLADE – 50 BLADES/DISP	
JDA-0400-00A	FEATHER® N35 MICROTOME BLADE – 50 BLADES/DISP	
JDA-0500-00A	FEATHER® A35 MICROTOME BLADE – 50 BLADES/DISP	
JDA-0600-00A	FEATHER® A22 MICROTOME BLADE – 50 BLADES/DISP	
JDA-0700-00A	FEATHER® C35 MICROTOME BLADE – 20 BLADES/DISP	
JDA-0800-00A	FEATHER® S35L MICROTOME BLADE – 20 BLADES/DISP	
JDA-0900-00A	FEATHER® S35LL MICROTOME BLADE – 20 BLADES/DISP	
JDA-1000-00A	FEATHER® HIGH PROFILE MICROTOME BLADE – 50 BLADES/DISP	



**FEATHER®**  
**Microtome Blade Holders**  
**Available for UK customers only**

**TYPE 130A**

For rotary, cryostat and freezing microtomes.

- Incl. Dispenser with 50 disposable blades S35



**TYPE 130AE**

With fast clamping device. For rotary microtomes.

- Incl. Dispenser with 50 disposable blades S35



**TYPE 160**

For sliding and rotary microtomes.

- Incl. Dispenser with 50 disposable blades S35



**TYPE 160C**

For cryostats.

- Incl. Dispenser with 20 disposable blades C35



**TYPE 160E**

With fast clamping device.

- Incl. Dispenser with 50 disposable blades S35



**TYPE 240S**

For sliding microtomes.

- Extremely long blade holder for 1 blade with 1 fixing plate
- Incl. Dispenser with 50 disposable blades S35



**TYPE 240E**

With fast clamping device.

- Extremely long
- Suited for blades S35L and S35LL



**TYPE 240D**

For sliding microtomes.

- Extremely long blade holder for 2 blades with 2 fixing plates
- Incl. Dispenser with 50 disposable blades S35



**TYPE 130C**

For cryostats.


- Incl. Dispenser with 20 disposable blades C35



**TYPE 130C-AO**

For American Optical cryostats.

- Incl. Dispenser with 20 disposable blades C35



**TYPE 130C-CR**

Or Bright FC/FCS and Cambridge Rocker cryostats.

- Incl. Dispenser with 20 disposable blades C35



**FEATHER® Disposable Microtome Blade Holders**

Part No.	Description	Unit Size
JEB-0130-00A	FEATHER® MICROTOME BLADE HOLDER TYPE 130A	
JEB-0131-00A	FEATHER® MICROTOME BLADE HOLDER TYPE 130C	
JEB-0132-00A	FEATHER® MICROTOME BLADE HOLDER TYPE 130C-AO	
JEB-0133-00A	FEATHER® MICROTOME BLADE HOLDER TYPE 130C-CR	
JEB-0134-00A	FEATHER® MICROTOME BLADE HOLDER TYPE 130AE	
JEB-0160-00A	FEATHER® MICROTOME BLADE HOLDER TYPE 160	
JEB-0161-00A	FEATHER® MICROTOME BLADE HOLDER TYPE 160C	
JEB-0162-00A	FEATHER® MICROTOME BLADE HOLDER TYPE 160E	
JEB-0240-00A	FEATHER® MICROTOME BLADE HOLDER TYPE 240D	
JEB-0241-00A	FEATHER® MICROTOME BLADE HOLDER TYPE 240E	
JEB-0242-00A	FEATHER® MICROTOME BLADE HOLDER TYPE 240S	





## ACCESSORIES FOR FEATHER® MICROTOME BLADE HOLDERS

Available for UK customers only

### ANTI-ROLL DEVICE SET

Including: one anti-roll plate, two fixing screws, one anti-roll plate as replacement and one allen key.



### SPARE SCREW SET

For microtome blade holders.



### MICROTOME FIXING PLATES

For microtome blade holders.



## ACCESSORIES FOR FEATHER® MICROTOME BLADE HOLDERS

Part No.	Description	Unit Size
JEB-0130-00F	FEATHER® MICROTOME BLADE HOLDER FIXING PLATE FOR 130A	1
JEB-0130-00S	BLADE HOLDER SPARE SCREW SET FOR 130A, C, C-CR, C-AO AND 160C	1
JEB-0130-02S	BLADE HOLDER SPARE SCREW SET FOR 130A,C, C-CR, C-AO AND 160C	100
JEB-0131-00F	FEATHER® MICROTOME BLADE HOLDER FIXING PLATE FOR 130C	1
JEB-0134-00F	FEATHER® MICROTOME BLADE HOLDER FIXING PLATE FOR 130AE	1
JEB-0160-00F	FEATHER® MICROTOME BLADE HOLDER FIXING PLATE FOR 160/240S	1
JEB-0160-00S	FEATHER® BLADE HOLDER SPARE SCREW SET FOR 160/240D/240S	1
JEB-0160-02S	FEATHER® BLADE HOLDER SPARE SCREW SET FOR 160/240D/240S	100
JEB-0161-00F	FEATHER® MICROTOME BLADE HOLDER FIXING PLATE FOR 160C	1
JEB-0162-00F	BLADE HOLDER PRESSURE SPRING FIXING PLATE FOR 160E/240E	1
JEB-0240-00F	FEATHER® MICROTOME BLADE HOLDER FIXING PLATE FOR 240D	1
JEB-1000-00A	FEATHER® MICROTOME BLADE HOLDER ANTI ROLL DEVICE SET	1
JEB-1100-02A	FEATHER® MICROTOME BLADE HOLDER SPARE SCREW	100
JEX-0100-01A	SCREWS FOR BLACK DIAMOND HOLDERS	10

## DURAEDGE™

### PTFE coated low profile microtome blades

Available for UK customers only

- High quality hardened stainless steel, finely honed and polished for flaw-free edge
- Special proprietary process ensures edge quality and promotes durability
- Combination of ceramic and Teflon® coatings eliminates edge corrosion, maximises product life, reduces friction, eliminates striations and compression
- Requires no break-in period or wiping of blade edge to alleviate rolling or curling of sections

DuraEdge blades are subjected to constant quality checks throughout the process, which ensures that the cutting edge meets critical design specifications.

DuraEdge Microtome blades are manufactured to the highest standards for sharpness, consistency and durability. DuraEdge special proprietary process for hardened stainless steel ensures the quality of each finely honed and polished blade to give you a flaw free edge.

DuraEdge Blades combine economy and quality and are suitable for the microtomy of routine paraffin wax

and frozen sections. Capable of sectioning tissue for biopsies in ultra thin sections and gives you unsurpassed precision in the laboratory.

Uniform Teflon coating reduces friction, eliminates striations and compression, and requires no break-in period. Fits all blade holders currently on the market.

All DuraEdge blades come in a see through dispenser that protects the cutting surface and provides a built in depository for safely disposing of used blades.



### DURAEDGE™ PTFE coated low profile microtome blades

Part No.	Description	Unit Size
JDB-0100-00A	DURAEDGE LOW PROFILE MICROTOME BLADE – 50 BLADES	1



## ROUTINE PLAIN / FROSTED SLIDES

- Manufactured to BS7011: Section 2.1:1989
- Comprehensive range
- Pre-cleaned ready to use
- Competitively priced
- Bevel edge available on request

The VFM brand of microscope slides is exclusive to CellPath, and is manufactured to BS7011: Section 2.1:1989. Cellophane wrapped and pre-cleaned, VFM brands slides offer excellent value to the end user.

All VFM slides have a 90° ground edge, are packed pre-cleaned and cellophane wrapped in boxes of 50 slides and shipped in a protective shipping carton which holds 1000 slides.

### VFM® MICROSCOPE SLIDES Value For Money Microscope Slides

Part No.	Description	Unit Size
MAH-1000-03P	VFM PLAIN SLIDE 1.0-1.2mm SQUARE EDGE GROUND – PRINTED	1000
MAG-1000-03P	VFM SINGLEFROST SLIDE 1.0-1.2mm SQUARE EDGE GROUND – PRINTED	1000
MAE-1000-03P	VFM TWINFROST SLIDE 1.0-1.2mm SQUARE EDGE GROUND – PRINTED	1000
MAI-1000-03A	VFM DOUBLE TWINFROST SLIDE 1.0-1.2mm SQUARE EDGE GROUND	1000
MAM-1000-03A	VFM TWINFROST 1.0-1.2mm BEVEL EDGE CLIPPED CORNERS	1000

### HIQA™ MICROSCOPE SLIDES

- Comprehensive range
- Pre-cleaned ready to use
- HIQA High Quality Assured
- Suitable for use with automatic coverslipping machines

The HiQA brand of microscope slides is exclusive to CellPath are high quality assured.

The slides have 90° ground edge for safety and are available as Plain or Twinfrosted versions and include Mega and SupaMega sizes. These high quality Slides are cellophane wrapped and pre-cleaned.

### HIQA™ MICROSCOPE SLIDES

Part No.	Description	Unit Size
MAD-1000-72A	HiQA TWINFROST SLIDE 1.0-1.2mm SQUARE EDGE GROUND	2000
MAC-1000-72A	HiQA PLAIN 1.0-1.2mm SQUARE EDGE GROUND	2000



## COLOURCOAT SLIDES

### VFM Microscope Slides

A collection of colour coated slides in the VFM range.

- Manufactured to BS7011: Section 2.1:1989
- Comprehensive range
- Pre-cleaned ready to use
- Competitively priced



### COLOURCOAT SLIDES VFM Microscope Slides

Part No.	Description	Colour	Unit Size
MAF-0102-03A	VFM WHITECOAT SLIDE 1.0-1.2mm SQUARE EDGE GROUND	○	1000
MAF-0102-03B	VFM WHITECOAT SLIDE 1.0-1.2mm BEVELLED EDGE GROUND	○	1000
MAF-0102-03C	VFM WHITECOAT SLIDE 1.0-1.2mm SQUARE EDGE GROUND CLIPPED	○	1000
MAF-0104-03A	VFM GREENCOAT SLIDE 1.0-1.2mm SQUARE EDGE GROUND	●	1000
MAF-0104-03B	VFM GREENCOAT SLIDE 1.0-1.2mm BEVELLED EDGE GROUND	●	1000
MAF-0105-03A	VFM GREYCOAT SLIDE 1.0-1.2mm SQUARE EDGE GROUND	●	1000
MAF-0106-03A	VFM BLUECOAT SLIDE 1.0-1.2mm SQUARE EDGE GROUND	●	1000
MAF-0106-03B	VFM BLUECOAT SLIDE 1.0-1.2mm BEVELLED EDGE GROUND	●	1000
MAF-0106-03D	VFM BLUECOAT SLIDE 1.0-1.2mm BEVELLED EDGE GROUND CLIPPED	●	1000
MAF-0107-03A	VFM ORANGE COAT SLIDE 1.0-1.2mm SQUARE EDGE GROUND	●	1000
MAF-0107-03B	VFM ORANGE COAT SLIDE 1.0-1.2mm BEVELLED EDGE GROUND	●	1000
MAF-0108-03A	VFM PINK COAT SLIDE 1.0-1.2mm SQUARE EDGE GROUND	●	1000
MAF-0108-03B	VFM PINK COAT SLIDE 1.0-1.2mm BEVELLED EDGE GROUND	●	1000
MAF-0109-03A	VFM YELLOW COAT SLIDE 1.0-1.2mm SQUARE EDGE GROUND	●	1000
MAF-0109-03B	VFM YELLOW COAT SLIDE 1.0-1.2mm BEVELLED EDGE GROUND	●	1000
MAF-0110-03A	VFM PURPLE COAT SLIDE 1.0-1.2mm SQUARE EDGE GROUND	●	1000
MAF-0110-03B	VFM PURPLE COAT SLIDE 1.0-1.2mm BEVELLED EDGE GROUND	●	1000
MAF-0112-03A	VFM TAN COAT SLIDE 1.0-1.2mm SQUARE EDGE GROUND	●	1000

## SUPERFROST® SLIDES

### Microscope Slides

An innovative advance in microscope slides, SuperFrost slides offer accurate specimen classification necessary in modern laboratories.

SuperFrost microscope slides come with a light opaque coating in six standard colours; white, blue, pink, yellow, green and orange. Each colour codes different specimens at a glance according to urgency, processing or staining technique, for example. Resistant to commonly used laboratory solvents, SuperFrost slides are also resistant to scratching or sticking when stacked together.

To ensure easy identification, SuperFrost label areas are on the top of the microscope slide, so it is easy to find the "right" side.

SuperFrost microscope slides are available with cut, ground 90° or 45° and bevelled edges. SuperFrost slides are high quality and ready to use right out of the pack.

Slides are supplied in an exclusive Archiv 1000 box which can be used for long term storage of slides prepared by pathology departments.



### SUPERFROST® SLIDES Microscope Slides

Part No.	Description	Colour	Unit Size
MAB-0102-72A	SUPERFROST 1.0-1.2mm WHITE	○	2000
MAB-0104-72A	SUPERFROST 1.0-1.2mm GREEN	●	2000
MAB-0106-72A	SUPERFROST 1.0-1.2mm BLUE	●	2000
MAB-0106-72B	SUPERFROST 0.95-1.05mm BLUE, BEVELLED EDGE	●	2000
MAB-0107-72A	SUPERFROST 1.0-1.2mm ORANGE	●	2000
MAB-0107-72B	SUPERFROST 0.95-1.05mm ORANGE, BEVELLED EDGE	●	2000
MAB-0108-72A	SUPERFROST 1.0-1.2mm PINK	●	2000
MAB-0109-72A	SUPERFROST 1.0-1.2mm YELLOW	●	2000
MAB-0109-72B	SUPERFROST 0.95-1.05mm YELLOW, BEVELLED EDGE	●	2000
MAB-0126-72A	SUPERFROST 1.0-1.2mm PURPLE	●	2000

## ADHESION SLIDES

Adhesion glass slides offer state-of-the-art adhesion. These glass slides are made from revolutionary technology with built-in properties that electrostatically and chemically attract:

- Fresh frozen tissue sections
- Formalin fixed paraffin embedded tissue sections
- Cytocentrifuge preparations and cytology smears
- Alcohol fixed paraffin embedded tissues
- Bouin's or non-crosslinking fixed paraffin embedded tissue sections from plant, animal and human sources

Added advantages of Adhesion glass slides:

- Resist cell loss during extended staining procedures
- End tissue loss in prolonged in-situ DNA hybridization techniques and in immunocytochemistry methods
- Offer slide adhesion that is superior to glue, protein or silane treated slides

Adhesion is a novel glass product that places an advanced, permanent adhesive on standard microscope slides. Adhesion slides provide superior cell and tissue adhesion and save money and laboratory time by eliminating the need for expensive adhesives and time-consuming coating techniques.

Adhesion slides are not affected by enzyme predigestion or heating, making them ideal for immunocytochemical and molecular hybridization assays on cell preparations or paraffin embedded tissue sections.

Adhesion slides are not only designed for the research anatomist, cellular immunologist and molecular biologist, but also for today's surgical and molecular pathologist.

## SILANE ADHESION SLIDE

Part No.	Description	Colour	Unit Size
MDC-0102-54A	SILANE ADHESION SLIDE – WHITECOAT	○	72
MDC-0104-54A	SILANE ADHESION SLIDE – GREENCOAT	●	72
MDC-0106-54A	SILANE ADHESION SLIDE – BLUECOAT	●	72
MDC-0107-54A	SILANE ADHESION SLIDE – ORANGE COAT	●	72
MDC-0108-54A	SILANE ADHESION SLIDE – PINK COAT	●	72
MDC-0109-54A	SILANE ADHESION SLIDE – YELLOW COAT	●	72

## POLYSINE™ ADHESION SLIDE

Part No.	Description	Colour	Unit Size
MBC-0102-54A	POLYSINE ADHESION SLIDE – WHITE SUPERFROST	○	72
MBC-0104-54A	POLYSINE ADHESION SLIDE – GREEN SUPERFROST	●	72
MBC-0106-54A	POLYSINE ADHESION SLIDE – BLUE SUPERFROST	●	72
MBC-0108-54A	POLYSINE ADHESION SLIDE – PINK SUPERFROST	●	72
MBC-0109-54A	POLYSINE ADHESION SLIDE – YELLOW SUPERFROST	●	72





## POSITIVE CHARGED ADHESION SLIDES

- Ends background staining in standard H&E Stains
- Binds difficult cytological preparations
- Improves tissue adherence in microwave assisted special staining
- Ends tissue loss in immunoperoxidase procedures using heat induced antigen / epitope retrieval (HIER, HMAR or HTAR)\*
- Optimises section adherence for in-situ-hybridisation techniques
- Saves time spent on unnecessary repeating
- Helps standardise and improve reproducibility of your routine diagnostic staining procedures

These slides are made using a new process ensuring firm electrostatic attraction to the slide of cytological samples, frozen tissue sections, or formaldehyde-fixed, paraffin (or resin) sections.

As a general rule, antigen retrieval should not exceed parameters (exposure time / temperature) of published protocols. For EDTA this should be max. ~2 min. at 120°C; or maximum 15min. at 100°C.

### CELLSTIK™ SUPERFROST ULTRA PLUS® Adhesion Slides

Part No.	Description	Colour	Unit Size
MBA-0102-54A	CELLSTIK ADHESION SLIDE – WHITE SUPERFROST+ ULTRA	○	72
MBB-0102-54A	CELLSTIK ADHESION SLIDE – WHITE SUPERFROST+	○	72
MBB-0104-54A	CELLSTIK ADHESION SLIDE – GREEN SUPERFROST+	●	72
MBB-0106-54A	CELLSTIK ADHESION SLIDE – BLUE SUPERFROST+	●	72
MBB-0108-54A	CELLSTIK ADHESION SLIDE – PINK SUPERFROST+	●	72
MBB-0109-54A	CELLSTIK ADHESION SLIDE – YELLOW SUPERFROST+	●	72
MBE-0104-02A	CELLSTIK ADHESION SLIDE – SUPERFROST+ GOLD	●	100

### Adhesion Slides (Charged)

Part No.	Description	Colour	Unit Size
MDB-0102-54A	ADHESION SLIDE (CHARGED) – WHITECOAT+	○	72
MDB-0104-54A	ADHESION SLIDE (CHARGED) – GREENCOAT+	●	72
MDB-0106-54A	ADHESION SLIDE (CHARGED) – BLUECOAT+	●	72
MDB-0107-54A	ADHESION SLIDE (CHARGED) – ORANGE COAT+	●	72
MDB-0108-54A	ADHESION SLIDE (CHARGED) – PINKCOAT+	●	72
MDB-0109-54A	ADHESION SLIDE (CHARGED) – YELLOWCOAT+	●	72

## HIQA™ MICROSCOPE SLIDES SupaMega and Mega Slides

- Comprehensive range
- Pre-cleaned ready to use
- HIQA High Quality Assured

The HiQA brand of microscope slides is exclusive to CellPath are high quality assured.

The slides have 90° ground edge for safety and are available as Plain or Twinfrosted versions and include Mega and SupaMega sizes. These high quality Slides are cellophane wrapped and pre-cleaned.



### HIQA™ SLIDES SupaMega and Mega Slides

Part No.	Description	Unit Size
MAC-1400-02A	HiQA SUPA MEGA PLAIN 1.0-1.2mm SQUARE EDGE GROUND	100
MAD-1400-02A	HiQA SUPA MEGA TWINFROST SLIDE 1.0-1.2mm SQUARE EDGE GROUND	100
MAD-1600-02A	HiQA MEGA TWINFROST SLIDE 1.0-1.2mm SQUARE EDGE GROUND	100

## VFM™ COVERSLEIPS

### Value for Money Microscope Coverslips

- Comprehensive range
- Pre-cleaned ready to use
- Each box foil packed
- Tamper evident packaging
- Competitively priced

The VFM range of coverslips and slides is exclusive to CellPath, and is manufactured to BS7011: Section 2.1: 1989, and offers a cost effective alternative for laboratories with tight budgets. VFM Coverslips are manufactured to high specification. VFM Coverslips are pre-cleaned, ready for use and packed in a convenient hinged plastic box. Each plastic box is further packed in a strong aluminium film designed to protect coverslips from humidity.



### VFM™ COVERSLEIPS Value For Money Coverslips

Part No.	Description	Unit Size
SAJ-1818-03A	VFM COVERSLEIPS No 1.0 18 x 18mm	1000
SAJ-2020-03A	VFM COVERSLEIPS No 1.0 20 x 20mm	1000
SAJ-2222-03A	VFM COVERSLEIPS No 1.0 22 x 22mm	1000
SAJ-2226-03A	VFM COVERSLEIPS No 1.0 22 x 26mm	1000
SAJ-2232-03A	VFM COVERSLEIPS No 1.0 22 x 32mm	1000
SAJ-2240-03A	VFM COVERSLEIPS No 1.0 22 x 40mm	1000
SAJ-2250-03A	VFM COVERSLEIPS No 1.0 22 x 50mm	1000
SAJ-2260-03A	VFM COVERSLEIPS No 1.0 22 x 60mm	1000
SAJ-2264-03A	VFM COVERSLEIPS No 1.0 22 x 64mm	1000
SAJ-2424-03A	VFM COVERSLEIPS No 1.0 24 x 24mm	1000
SAJ-2432-03A	VFM COVERSLEIPS No 1.0 24 x 32mm	1000
SAJ-2440-03A	VFM COVERSLEIPS No 1.0 24 x 40mm	1000
SAJ-2450-03A	VFM COVERSLEIPS No 1.0 24 x 50mm	1000
SAJ-2460-03A	VFM COVERSLEIPS No 1.0 24 x 60mm	1000
SAH-1818-03A	VFM COVERSLEIPS No 1.5 18 x 18mm	1000
SAH-2020-03A	VFM COVERSLEIPS No 1.5 20 x 20mm	1000
SAH-2222-03A	VFM COVERSLEIPS No 1.5 22 x 22mm	1000
SAH-2226-03A	VFM COVERSLEIPS No 1.5 22 x 26mm	1000
SAH-2232-03A	VFM COVERSLEIPS No 1.5 22 x 32mm	1000
SAH-2240-03A	VFM COVERSLEIPS No 1.5 22 x 40mm	1000
SAH-2250-03A	VFM COVERSLEIPS No 1.5 22 x 50mm	1000
SAH-2260-03A	VFM COVERSLEIPS No 1.5 22 x 60mm	1000
SAH-2264-03A	VFM COVERSLEIPS No 1.5 22 x 64mm	1000
SAH-2424-03A	VFM COVERSLEIPS No 1.5 24 x 24mm	1000
SAH-2432-03A	VFM COVERSLEIPS No 1.5 24 x 32mm	1000
SAH-2440-03A	VFM COVERSLEIPS No 1.5 24 x 40mm	1000
SAH-2450-03A	VFM COVERSLEIPS No 1.5 24 x 50mm	1000
SAH-2460-03A	VFM COVERSLEIPS No 1.5 24 x 60mm	1000

## EQUIPSLIP COVERSLEIPS

### Equipment Coverslips

- Designed specifically for automated coverslipping
- Comprehensive range
- Pre-cleaned and ready to use
- Each box foil packed
- Tamper evident packaging

The Equipslip is exclusive to CellPath and is manufactured to BS7011:Section 2.1:1989. Equipslip offers a cost effective alternative for laboratories with tight budgets and is suitable for most makes of automatic coverslipping machines. They are pre-cleaned, ready for use and packed in a convenient hinged plastic box. Each plastic box is further packed in a strong aluminium film designed to protect coverslips from humidity.



### EQUIPSLIP COVERSLEIPS Description

Part No.	Description	Unit Size
SAL-2240-03A	EQUIPSLIP COVERSLEIPS No 1.5 22 x 40mm	1000
SAL-2250-03A	EQUIPSLIP COVERSLEIPS No 1.5 22 x 50mm	1000
SAL-2260-03A	EQUIPSLIP COVERSLEIPS No 1.5 22 x 60mm	1000
SAL-2440-03A	EQUIPSLIP COVERSLEIPS No 1.5 24 x 40mm	1000
SAL-2450-03A	EQUIPSLIP COVERSLEIPS No 1.5 24 x 50mm	1000
SAL-2460-03A	EQUIPSLIP COVERSLEIPS No 1.5 24 x 60mm	1000
SAM-2240-03A	EQUIPSLIP COVERSLEIPS No 1.0 22 x 40mm	1000
SAM-2250-03A	EQUIPSLIP COVERSLEIPS No 1.0 22 x 50mm	1000
SAM-2260-03A	EQUIPSLIP COVERSLEIPS No 1.0 22 x 60mm	1000
SAM-2440-03A	EQUIPSLIP COVERSLEIPS No 1.0 24 x 40mm	1000
SAM-2450-03A	EQUIPSLIP COVERSLEIPS No 1.0 24 x 50mm	1000
SAM-2460-03A	EQUIPSLIP COVERSLEIPS No 1.0 24 x 60mm	1000



## HIQA™ COVERSLEIPS

### Coverslips

- Comprehensive range
- Pre-cleaned ready to use
- HIQA High Quality Assured
- Suitable for use with automatic cover slipping machines

These high quality coverslips are constructed of transparent hydrolytic class I glass. The coverslips are of the highest quality using glass free of blisters and flaws achieving consistency in cut and thickness and dimensional accuracy. This same technology cleans and polishes the coverslips, making them suitable for use right from the pack. The HIQA brand of microscope coverslips is exclusive to CellPath.



### HIQA COVERSLEIPS Equipment

Part No.	Description	Unit Size
SAE-2440-03A	HiQA COVERSLEIPS No 1.0 24 x 40mm – EQUIPMENT	1000
SAE-2450-03A	HiQA COVERSLEIPS No 1.0 24 x 50mm – EQUIPMENT	1000
SAE-2460-03A	HiQA COVERSLEIPS No 1.0 24 x 60mm – EQUIPMENT	1000

### HIQA COVERSLEIPS Thermo Equipment

Part No.	Description	Unit Size
SAC-2440-03A	HiQA COVERSLEIPS No 1.5 24 x 40mm – THERMO EQUIPMENT	1000
SAC-2450-03A	HiQA COVERSLEIPS No 1.5 24 x 50mm – THERMO EQUIPMENT	1000
SAC-2460-03A	HiQA COVERSLEIPS No 1.5 24 x 60mm – THERMO EQUIPMENT	1000
SAD-2440-03A	HiQA COVERSLEIPS No 1.0 24 x 40mm – THERMO EQUIPMENT	1000
SAD-2450-03A	HiQA COVERSLEIPS No 1.0 24 x 50mm – THERMO EQUIPMENT	1000
SAD-2460-03A	HiQA COVERSLEIPS No 1.0 24 x 60mm – THERMO EQUIPMENT	1000

### HIQA™ Coverslips

Part No.	Description	Unit Size
SAB-1515-03A	HiQA COVERSLEIPS No 1.0 15 x 15mm	1000
SAB-1818-03A	HiQA COVERSLEIPS No 1.0 18 x 18mm	1000
SAB-2020-03A	HiQA COVERSLEIPS No 1.0 20 x 20mm	1000
SAB-2126-03A	HiQA COVERSLEIPS No 1.0 21 x 26mm	1000
SAB-2222-03A	HiQA COVERSLEIPS No 1.0 22 x 22mm	1000
SAB-2226-03A	HiQA COVERSLEIPS No 1.0 22 x 26mm	1000
SAB-2232-03A	HiQA COVERSLEIPS No 1.0 22 x 32mm	1000
SAB-2240-03A	HiQA COVERSLEIPS No 1.0 22 x 40mm	1000
SAB-2250-03A	HiQA COVERSLEIPS No 1.0 22 x 50mm	1000
SAB-2260-03A	HiQA COVERSLEIPS No 1.0 22 x 60mm	1000
SAB-2264-03A	HiQA COVERSLEIPS No 1.0 22 x 64mm	1000
SAB-2424-03A	HiQA COVERSLEIPS No 1.0 24 x 24mm	1000
SAB-2432-03A	HiQA COVERSLEIPS No 1.0 24 x 32mm	1000
SAB-2440-03A	HiQA COVERSLEIPS No 1.0 24 x 40mm	1000
SAB-2450-03A	HiQA COVERSLEIPS No 1.0 24 x 50mm	1000
SAB-2460-03A	HiQA COVERSLEIPS No 1.0 24 x 60mm	1000
SAA-1515-03A	HiQA COVERSLEIPS No 1.5 15 x 15mm	1000
SAA-1818-03A	HiQA COVERSLEIPS No 1.5 18 x 18mm	1000
SAA-2020-03A	HiQA COVERSLEIPS No 1.5 20 x 20mm	1000
SAA-2126-03A	HiQA COVERSLEIPS No 1.5 21 x 26mm	1000
SAA-2222-03A	HiQA COVERSLEIPS No 1.5 22 x 22mm	1000
SAA-2226-03A	HiQA COVERSLEIPS No 1.5 22 x 26mm	1000
SAA-2232-03A	HiQA COVERSLEIPS No 1.5 22 x 32mm	1000
SAA-2250-03A	HiQA COVERSLEIPS No 1.5 22 x 50mm	1000
SAA-2260-03A	HiQA COVERSLEIPS No 1.5 22 x 60mm	1000
SAA-2264-03A	HiQA COVERSLEIPS No 1.5 22 x 64mm	1000
SAA-2424-03A	HiQA COVERSLEIPS No 1.5 24 x 24mm	1000
SAA-2432-03A	HiQA COVERSLEIPS No 1.5 24 x 32mm	1000
SAA-2440-03A	HiQA COVERSLEIPS No 1.5 24 x 40mm	1000
SAA-2450-03A	HiQA COVERSLEIPS No 1.5 24 x 50mm	1000
SAA-2460-03A	HiQA COVERSLEIPS No 1.5 24 x 60mm	1000
SAA-5013-03A	HiQA COVERSLEIPS No 1.5 13mm DIAMETER	1000
SAA-5016-03A	HiQA COVERSLEIPS No 1.5 16mm DIAMETER	1000
SAA-5019-03A	HiQA COVERSLEIPS No 1.5 19mm DIAMETER	1000
SAA-5022-03A	HiQA COVERSLEIPS No 1.5 22mm DIAMETER	1000

## HIQA™ SUPA MEGA COVERSLEIP

### Mega and Supa Mega Coverslips

- Large size for use with Mega and Supa Mega slides
- Pre-cleaned ready to use
- HiQA High Quality Assured

Made from transparent hydrolytic class I glass. The coverslips are of the highest quality using flaw-free glass. Three sizes are available in two thicknesses to ensure correct covering of sections on the larger Mega and Supa Mega slides.



## HIQA™ SUPA MEGA COVERSLEIP

Part No.	Description	Unit Size
SAG-3758-02A	HiQA MEGA COVERSLEIPS No 1.0 37 x 58mm	100
SAG-4864-02A	HiQA SUPA MEGA COVERSLEIPS No 1.0 48 x 64mm	100
SAG-5064-02A	HiQA SUPA MEGA COVERSLEIPS No 1.0 50 x 64mm	100
SAF-3758-02A	HiQA MEGA COVERSLEIPS No 1.5 37 x 58mm	100
SAF-4864-02A	HiQA SUPA MEGA COVERSLEIPS No 1.5 48 x 64mm	100
SAF-5064-02A	HiQA SUPA MEGA COVERSLEIPS No 1.5 50 x 64mm	100

## KP TAPE

### Cover Slipping Tape (automatic and manual use)

#### Available for UK customers only

- Each roll is 70m long
- Excellent long-term stability of cover slipped slides
- No lifting of HIQA Tape From Slide
- HIQA Tape easily removed (if remounting is required)

Increasing workloads within the UK's Histopathology departments, coupled with an acute shortage of staff, are leading many laboratories to integrate automatic cover slipping machines into their working practices. With this in mind CellPath have introduced HiQA Cover slipping tape to their product range, as a cost effective alternative to existing products. CellPath's HiQA tape is based on a well-proven formulation, which has been used in the industry for over 6 years. During this time period, this formulation has proved to have excellent long-term stability, with archived slides showing no lifting of the tape from the slide.

HiQA tape can be used with Sakura, Bayer and Coveraid cover slipping machines.



## KP TAPE Cover Slipping Tape

Part No.	Description	Unit Size
SAZ-0100-00A	KP TAPE COVER SLIPPING TAPE – 70M ROLL	1

## CELLSOFT

### Developed by professionals for professionals

CellSoft has been developed to provide a high performance tissue softening solution that reduces the hazard risk for users and is particularly effective when used for sectioning hardenend nail tissue.

- Excellent for hard materials – improved sectioning and ribboning
- Lower risk to users
- Coloured and scented for clear identification
- IVD CE marked- ensuring quality and consistency

Made in collaboration with Guy's and St Thomas' NHS Foundation Trust



### CELLSOFT Description

Part No.	Description	Unit Size
EAA-1500-25A	CELLSOFT – 4 x 125ml	

## ICEBERG™ Block Chiller Plate

- Convenient size fits right alongside your microtome
- Innovative design
- Remains cold for up to four hours
- Durable construction
- No electrical components to go wrong

The 'IceBerg' cold station is designed to replace water ice blocks or chiller sprays frequently used to cool tissue blocks prior to sectioning

The 'IceBerg' comprises a moulded, insulated base and a removable rugged aluminium cold plate. This cold plate is stored in the freezer compartment or cryostat when not in use and is placed in the base whenever blocks need to be cooled prior to microtomy.

The cold plate can be cooled to -20°C and will chill blocks for periods of up to 4 hours at room temperature. The large work area enables up to 28 blocks to be cooled at one time, essential in busy laboratories.


The base collects condensate so the bench and floor stay dry.



### ICEBERG™ Block Chiller Plate

Part No.	Description	Unit Size
JRI-0100-00A	ICEBERG COLD PLATE AND BASE	
JRI-0200-00A	SPARE ICEBERG COLD PLATE	
JRI-0300-00A	SPARE ICEBERG BASE	





# CYTOLOGY

A complete range of conventional cytology consumables for the preparation of all gynaecological and non-gynaecological requirements.

passionate **people...**



Richard Titcombe  
Machine Shop and Engineering  
Supervisor

pioneering **processes...**



practical **products**



## GYNOSPEC®

### Disposable Speculums

#### Available for UK customers only

- Individually wrapped in sterile packs
- Proven over 20 years use in the UK
- Moulded from medical grade plastics for strength and reliability
- Choice of 4 sizes

The GynoSpec disposable speculum is ideal for use in small satellite clinics or mobile screening units where sterilization of the stainless steel reusable speculum may present a problem. The device is also valuable in times when the demand for screening is unusually high. Many women will also feel more relaxed and reassured if they recognise that their speculum has never previously been used.



### GYNOSPEC® Disposable Speculums

Part No.	Description	Unit Size
NJC-2400-08A	GYNOSPEC 24mm DISPOSABLE SPECULUM	25
NJC-3000-08A	GYNOSPEC 30mm DISPOSABLE SPECULUM	25

Minimum order of 20 packs

## AYLESBURY LBC™

### LBC – Cervical / Endocervical Sampler

#### Available for UK customers only

- Liquid level clearly visible in bottle
- Excellent quality, highly viscous
- Freezes rapidly using CryoSpray
- Easy to use dispenser bottle

Liquid based cytology (LBC) procedures require the use of a non-wooden sample collection device in order to ensure that the cellular material collected during sample taking is not retained on the device when the sampler is placed in the LBC preservative solutions. It is also difficult to break off the head of a wooden device if the LBC technique requires the sample collection tip to be placed in the preservative reagent and sent to the cytology laboratory.


The CellPath Aylesbury LBC spatula retains all the features of the original Birchwood Aylesbury but is moulded from clinical grade plastic. The Aylesbury LBC is rotated to ensure that a full 360° zone is sampled, the same technique as employed when using the wooden Aylesbury. Both the extending tip and the spade ends of the LBC device can be snapped off after it has been placed in the collection vial. The action of bending the blade in one direction and then the opposite direction will break the plastic at the moulded 'snap point'.

The new Aylesbury LBC can also be used to collect samples for conventional cervical screening. Moulded plastic spatulas are preferable to wood because there is no risk of warping, splinters or cracks resulting from the natural aging of the wood.

The CellPath Aylesbury LBC is also easily recognised by the name and the CE mark moulded in to the device.

The CellPath Aylesbury LBC is packed in resealable plastic bags containing 25 spatula, making them easier to distribute within a clinic and keep clean until required for use. Patients will feel more assured when they see the additional quality offered by the Aylesbury LBC.

Each pack of spatulas is clearly marked with a production LOT number, providing trace-ability for both the end user and manufacturer. Each pack also includes an instruction sheet, which indicates a recommended procedure for taking a cervical smear. Consequently, if it proves necessary to divide the contents of the pack between different users or clinics there is an instruction sheet available for each user.



### AYLESBURY LBC™ Cervical Spatula

Part No.	Description	Unit Size
NCB-0700-10A	SPATULA 'CELLPATH AYLESBURY' LBC – PLASTIC	500

## CERVEX BRUSH®

### LBC – Cervical / Endocervical Sampler

#### Available for UK customers only

- A female-friendly product
- Samples all cells necessary in one movement
- Smears the cells evenly on the slide
- Suitable for nearly every cervix shape
- Can also be used to prepare conventional smears

Setting a new standard for quality Cervical cell sampling “the broom” is a female friendly product with no sharp or pointed edges. Studies have shown fewer repeat smears are required due to inadequate specimen collection of endocervical and ectocervical cells when combined with LBC procedures.


The Cervex-Brush® (Cervix-Examination-Brush) a totally new concept is made of polyethylene and has a total length of 20 centimeters. The upper part, which is used to obtain cell samples, is a soft, flexible brush. The brush consists of 57 semi-circular plastic bristles of various lengths. The shape is such that the top edges of the brush follow the contours of the cervix. The middle and longest bristles reach deep into the endocervical canal. The shorter bristles touching both the ectocervical area and transformation zone at the same time.

The broom head and rod can be easily separated making it ideal for Liquid Based Cytology sampling.

By inserting the Cervex-Brush® into the cervical canal and rotating five times in a clockwise direction whilst applying light pressure, all the necessary cells can be collected in one movement. The cell material adheres to the flat sides of the bristles and can be smeared accordingly in a perfect “track” on to the glass slide.

The softness of the material ensures that no internal injury occurs eliminating blood admixture and unsatisfactory smears as a result. This is a comfortable investigation method for both patient and smear taker, which above all delivers a visibly good result.

® Cervex-Brush is a registered trademark of Rovers Medical Devices BV™



REMOVABLE HEAD

### CERVEX BRUSH® Cervex Examination Brush

Part No.	Description	Unit Size
NCD-730210	CERVEX SAMPLING BRUSH	25

## ENDOCERVEX® SAMPLING BRUSH

- The EndoCervex-Brush® can be used in conjunction with conventional cytology and liquid based cytology
- Female-friendly one piece brush, without rigid traditional wire and nylon bristle combination
- Reduced cell damage due to the application of soft-tip bristles
- The stiff yet flexible bristle head with the integrated protective tip gives a reduced chance on tissue damage that has a negative impact on the examination result
- The EndoCervex-Brush® provides 600 separate tiny hairs for the simultaneous collection of cellular material. Together, these hairs constitute a capillary system that facilitates both the collection and release process
- A safety ring decreases the possibility of the brush to enter into the endometrium during the examination, preventing the collection of endometrium cells
- The EndoCervex-Brush® can be used for liquid-based as well as conventional cytology. The capillary system as well as the hydrophobic material facilitates the release of the cell material into the fluid
- With the conventional method, transfer of the cells to the slide can easily be done with a painting action, applying first one side of the bristles and then the other

The EndoCervex-Brush® is a one piece cytology brush designed to optimize cellular yield in Pap smear specimen collection. The EndoCervex-Brush® provides 600 separate collection “bristles” for the simultaneous collection of cellular material. The Brush features a stiff yet flexible bristle head with a protective tip to enhance the overall collection process. A safety ring just below the bristle head will decrease the possibility of the Brush entering the endometrium during collection. The brush head is detachable after collection.



### ENDOCERVEX® Sampling Brush

Part No.	Description	Unit Size
NCD-0206-08A	ENDOCERVEX SAMPLING BRUSH	50



## CERVIBRUSH+ PROFILE™ LBC

### LBC – Cervical / Endocervical Sampler

- Snap off head version for Liquid Based Cytology
- Ultra secure brush head
- Simultaneously samples the endo and ecto cervix
- Proven in extensive clinical trials
- Cells easily transferred to slide
- Individually packed into a sheath
- Hexagonal moulded handle ensures easy rotation and precise sampling

The unique specially shaped CerviBrush+ Profile collects material from the ectocervix and endocervical zones simultaneously. Both patient and smear taker will benefit from this single use device.

Cells are rapidly transferred to the slide using a rolling action, resulting in an even Cervibrushes, labelled vials, instruction sheet,

MSDS, and forms distribution of material over the slide. Cells can be fixed immediately, so reducing air-drying artefacts.

A snap off head version – the CerviBrush+ Profile LBC is now available for clinics using Liquid Based cytology. After collecting the specimen in the usual manner, the brush head can be inserted into the

preservative vial and the head snapped off ensuring the laboratory receives the entire sample collected.

Trials conducted at the Queen Elizabeth hospital, Gateshead, UK in 1990 (1) showed that the CerviBrush+ Profile produced a single smear which was at least as good as two separate preparations made using an Ayre spatula and a conventional endocervical brush.

The brush head is securely moulded into the stem together with an enlarged hexagonal handle for easy rotation.

This sampler should not be used in the event of pregnancy.

## CERVIBRUSH+™ LBC

### LBC – Cervical / Endocervical Sampler

- Hexagonal moulded handle ensures easy rotation and precise sampling
- Ultra secure brush head
- Clinically proven
- Superior quality
- Suitable for both conventional & LBC cytology

CellPath endocervical brushes offer an extremely effective method of collecting vulval, buccal, endocervical and nasal surface samples for cytological/microbiological examination.

Since its introduction the effectiveness in comparison to conventional scrubs has been demonstrated in many trials. Cellular material collected is easily transferred by simply rolling the brush along the surface of the microscope slide.

Endocervical brushes are for single use only and when used for cytological purposes should normally be used in conjunction with a spatula.

They are not intended for use during pregnancy.

The hexagonal stem is enlarged at the handle section to give improved grip – a benefit to the smear taker

especially when wearing examination gloves.

Only the CerviBrush+ offers this benefit together with a larger than usual handle which facilitates visualisation of the cervix.

The brush head of the CerviBrush+ LBC can be readily snapped off into a bottle of transportation fluid.



## CERVIBRUSH+ PROFILE™ LBC

### LBC – Cervical / Endocervical Sampler

Part No.	Description	Unit Size
NCA-0422-02A	CERVIBRUSH+ PROFILE LBC – CERVICAL SAMPLER	100
NCA-0422-52A	CERVIBRUSH+ PROFILE LBC – CERVICAL SAMPLER	25

(1) J. Longfield et al, Acta Cytologica, Vol 37, No 4, July – August 1993, pages 472 – 476



## CERVIBRUSH+™ LBC Endocervical Sampler

Part No.	Description	Unit Size
NCA-0780-01A	CERVIBRUSH+ LBC – ENDOCERVICAL SAMPLER	10
NCA-0780-02A	CERVIBRUSH+ LBC – ENDOCERVICAL SAMPLER	100
NCA-0780-09A	CERVIBRUSH+ LBC – ENDOCERVICAL SAMPLER	50
NCA-0781-02A	CERVIBRUSH+ LBC – ENDOCERVICAL SAMPLER (PROTECTED)	100

## LBC CERVIKIT™ Cervical Cytology Kits

- Complete LBC cervical smear kit every essential item included
- Improved inventory control
- Full batch traceability
- Pack, Store, Send service available upon request



The Liquid Based Cytology CerviKit consists of all required material to prepare 25 LBC cervical smears. Organised in a user-friendly box to give the smear taker easy access to all components. Each LBC CerviKit is batch numbered to assist stock rotation and give full traceability as well as reducing loss and wastage through portion control.

LBC CerviKits are custom designed to ensure laboratory profile whereby items can be printed with the hospital address and logo.

LBC CerviKits are individually shrink wrapped to guarantee security in transit and are supplied with an MSDS.

The CellPath LBC CerviKit service also includes distribution to all sample taking sites, with sufficient consumables for 25 units.

Please contact CellPath, to discuss the 'pack, store, send' solution to LBC logistics.



Other features include:

- Integral Procedure Tray to hold the open vial etc during the sampling process.
- Sample taking instructions presented as a removable part of the box construction, ensuring that they are clearly visible to the smear taker at all times.

**For the price of your LBC CerviKit and the CellPath Pack, Store, Send service please contact CellPath. Freephone: 0800 6121 383**

## CERVIBRUSH+ PROFILE™ Conventional Cervical / Endocervical Sampler

- Simultaneously samples the endo and ecto cervix
- Proven in extensive clinical trials
- Cells easily transferred to slide
- Individually packed into clinically clean sheath
- Moulded handle ensures easy rotation

The unique specially shaped CerviBrush+Profile™ collects material from the ectocervix and endocervical zones simultaneously. Both patient and smear taker will benefit from this single use device.

Cells are rapidly transferred to the slide using a rolling action, resulting in an even distribution of material over the slide. Cells can be fixed immediately, so reducing air-drying artefacts.

A snap off head version – the CerviBrush+Profile LBC is now available for clinics using Liquid Based cytology.

Trials conducted at the Queen Elizabeth hospital, Gateshead, UK in 1990 (1) showed that the CerviBrush+Profile produced a single smear which was at least as good as two separate preparations made using an Ayre spatula and a conventional endocervical brush.

The brush head is securely moulded into the stem together with an enlarged hexagonal handle for easy rotation.

This sampler should not be used in the event of pregnancy.



## CERVIBRUSH+ PROFILE™ Conventional Cervical / Endocervical Sampler

Part No.	Description	Unit Size
NCA-0522-02A	CERVIBRUSH+ PROFILE – CERVICAL SAMPLER	100

(1) J.Longfield et al, Acta Cytologica, Vol 37, No 4, July – August 1993, pages 472 – 476

## LIQUID BASED CYTOLOGY TRANSPORT SOLUTIONS

CellPath has developed a range of new logistic boxes for transporting, storing and archiving Liquid Based Cytology (LBC) samples.

Designed to accommodate both SurePath and Hologic samples, the new products provide a safe and economical transport and storage solution for laboratories.

Under the new LBC processing system, a cervical sample is taken in a cytology clinic and transported in a vial containing a liquid suspension solution to a processing centre, which prepares a microscope slide sample. The prepared slide is then sent to a hospital laboratory to be screened.

The new logistic boxes developed by CellPath allow for the safe transportation of prepared slides and storage of vials during the process. Colour coding is important because it ensures that prepared slides are not transported to the wrong laboratories. The LBC processing system has created new demands on laboratories and we are happy to help find solutions to any bespoke requirements that they may have.

The new products are added to CellPath's successful LBC stable, which includes complete LBC CerviKits and vial transport containers. These new products have been specifically developed to make life easier for laboratories when transporting, storing and archiving LBC samples



### FILOSLIDE™ TRANSPORT SYSTEM LBC Slide Tray Container

Part No.	Description	Colour	Unit Size	Dimensions (L x W x H)
WAV-1001-00A	FILOSLIDE 10/20 – TRANSPORT SYSTEM BLACK	●	I	27 X 42 X 19CM
WAV-1002-00A	FILOSLIDE 10/20 – TRANSPORT SYSTEM WHITE	○	I	27 X 42 X 19CM
WAV-1004-00A	FILOSLIDE 10/20 – TRANSPORT SYSTEM GREEN	●	I	27 X 42 X 19CM
WAV-1006-00A	FILOSLIDE 10/20 – TRANSPORT SYSTEM BLUE	●	I	27 X 42 X 19CM
WAV-1009-00A	FILOSLIDE 10/20 – TRANSPORT SYSTEM YELLOW	●	I	27 X 42 X 19CM
WAV-1010-00A	FILOSLIDE 10/20 – TRANSPORT SYSTEM RED	●	I	27 X 42 X 19CM
WAV-2001-00A	FILOSLIDE 10 – TRANSPORT SYSTEM BLACK (INC 24 TRAYS)	●	I	27 X 42 X 19CM
WAV-2002-00A	FILOSLIDE 10 – TRANSPORT SYSTEM WHITE (INC 24 TRAYS)	○	I	27 X 42 X 19CM
WAV-2004-00A	FILOSLIDE 10 – TRANSPORT SYSTEM GREEN (INC 24 TRAYS)	●	I	27 X 42 X 19CM
WAV-2006-00A	FILOSLIDE 10 – TRANSPORT SYSTEM BLUE (INC 24 TRAYS)	●	I	27 X 42 X 19CM
WAV-2009-00A	FILOSLIDE 10 – TRANSPORT SYSTEM YELLOW (INC 24 TRAYS)	●	I	27 X 42 X 19CM
WAV-2010-00A	FILOSLIDE 10 – TRANSPORT SYSTEM RED (INC 24 TRAYS)	●	I	27 X 42 X 19CM
WAV-3001-00A	FILOSLIDE 20 – TRANSPORT SYSTEM BLACK (INC 12 TRAYS)	●	I	27 X 42 X 19CM
WAV-3002-00A	FILOSLIDE 20 – TRANSPORT SYSTEM WHITE (INC 12 TRAYS)	○	I	27 X 42 X 19CM
WAV-3004-00A	FILOSLIDE 20 – TRANSPORT SYSTEM GREEN (INC 12 TRAYS)	●	I	27 X 42 X 19CM
WAV-3006-00A	FILOSLIDE 20 – TRANSPORT SYSTEM BLUE (INC 12 TRAYS)	●	I	27 X 42 X 19CM
WAV-3009-00A	FILOSLIDE 20 – TRANSPORT SYSTEM YELLOW (INC 12 TRAYS)	●	I	27 X 42 X 19CM
WAV-3010-00A	FILOSLIDE 20 – TRANSPORT SYSTEM RED (INC 12 TRAYS)	●	I	27 X 42 X 19CM

### FILOSLIDE™ TRANSPORT SYSTEM LBC Slide Tray Container

- Carries 200 – 240 prepared slides
- Large colour range for colour coding
- Tamper evident seal
- Cytology specimens labelled
- Customised details

Specifically designed to support transport of sample-loaded vials from spoke to hub laboratories and then returning the prepared slides back to the spoke laboratory. CellPath Slide Transporter is designed to take 200-240 microscope slides in either 24 FiloSlide 10 or 12 FiloSlide 20 coloured trays as well as supporting documents and is colour coded with a choice of six colours. The product also has a tamper-evident seal for extra security and is constructed of robust Corex.

Transporters are available as a complete system that includes the colour coded slide trays with the option of either FiloSlide 10 or 20.





**BIOCLINIC  
Specimen or Vial Container**

- Robust
- Re-usable
- Suitable for Diagnostic specimens and Infectious materials
- Conforms to Packing Instructions P650 and P620
- Lockable

The BioClinic is an airtight, re-usable transport container manufactured from ABS that maintains an internal temperature of between 6°C and 10°C for 24 hours and complies with the following regulations: Packing Instructions P650 and P620 according to ADR, IATA, RID, IMDG and P602 according to IATA. Available complete with inserts to securely stack and carry either Hologic or SurePath vials. The BioClinic is ideal for the transport of LBC vials and slide trays between GP surgeries and laboratories or hospital hubs and spokes for processing.

**BIOCLINIC Specimen or Vial Container**

Part No.	Description	Unit Size	DimensionsSize
WAV-0100-00A	BIOCLINIC – DIAGNOSTIC SPECIMEN CONTAINER	1	30 X 40 X 47CM
WAV-0100-00T	BIOCLINIC – DIAGNOSTIC SPECIMEN CONTAINER – TROLLEY	1	
WAV-0200-00A	BIOCLINIC+ LBC CYTYC – DIAGNOSTIC SPECIMEN CONTAINER	1	30 X 40 X 47CM
WAV-0300-00A	BIOCLINIC+ LBC SUREPATH – DIAGNOSTIC SPECIMEN CONTAINER	1	30 X 40 X 47CM
WAV-0400-00A	BIOCLINIC+ SLIDE RACK/TRAY FOAM INSERT + TOP	1	30 X 40 X 47CM
WAV-0600-00A	BIOCLINIC SECONDARY CONTAINER – YELLOW	1	30 X 40 X 47CM

**BIOCLINIC IS ONLY AVAILABLE TO UK CUSTOMERS**

## VIALTRANS™ TRANSPORT SYSTEM

### LBC Specimen Vial Container

- Robust
- Re-usable
- Tamper evident seal
- Cytology specimens labelled
- Customised details

Specially designed to support the transport of sample loaded SurePath and Hologic vials from spoke hospitals to hub laboratories for processing. The CellPath VialTrans is designed to be flexible and suitable for both slide and vial transfer.

The VialTrans is constructed of robust corex and also has a tamper evident seal for extra security. The VialTrans comes complete with foam inserts to securely carry the vials.



## VIALTRANS™ TRANSPORT SYSTEM

### LBC Specimen Vial Container

Part No.	Description	Colour	Unit Size	Dimensions (L x W x H)
WAV-4001-00A	VIALTRANS – TRANSPORT SYSTEM BLACK	●	1	30 X 20 X 18CM
WAV-4002-00A	VIALTRANS – TRANSPORT SYSTEM WHITE	○	1	30 X 20 X 18CM
WAV-4004-00A	VIALTRANS – TRANSPORT SYSTEM GREEN	●	1	30 X 20 X 18CM
WAV-4006-00A	VIALTRANS – TRANSPORT SYSTEM BLUE	●	1	30 X 20 X 18CM
WAV-4009-00A	VIALTRANS – TRANSPORT SYSTEM YELLOW	●	1	30 X 20 X 18CM
WAV-4010-00A	VIALTRANS – TRANSPORT SYSTEM RED	●	1	30 X 20 X 18CM
WAV-5001-00A	VIALTRANS+ LBC CYTYC – TRANSPORT SYSTEM BLACK	●	1	30 X 20 X 18CM
WAV-5002-00A	VIALTRANS+ LBC CYTYC – TRANSPORT SYSTEM WHITE	○	1	30 X 20 X 18CM
WAV-5004-00A	VIALTRANS+ LBC CYTYC – TRANSPORT SYSTEM GREEN	●	1	30 X 20 X 18CM
WAV-5006-00A	VIALTRANS+ LBC CYTYC – TRANSPORT SYSTEM BLUE	●	1	30 X 20 X 18CM
WAV-5009-00A	VIALTRANS+ LBC CYTYC – TRANSPORT SYSTEM YELLOW	●	1	30 X 20 X 18CM
WAV-5010-00A	VIALTRANS+ LBC CYTYC – TRANSPORT SYSTEM RED	●	1	30 X 20 X 18CM
WAV-6001-00A	VIALTRANS+ LBC SUREPATH – TRANSPORT SYSTEM BLACK	●	1	30 X 20 X 18CM
WAV-6002-00A	VIALTRANS+ LBC SUREPATH – TRANSPORT SYSTEM WHITE	○	1	30 X 20 X 18CM
WAV-6004-00A	VIALTRANS+ LBC SUREPATH – TRANSPORT SYSTEM GREEN	●	1	30 X 20 X 18CM
WAV-6006-00A	VIALTRANS+ LBC SUREPATH – TRANSPORT SYSTEM BLUE	●	1	30 X 20 X 18CM
WAV-6009-00A	VIALTRANS+ LBC SUREPATH – TRANSPORT SYSTEM YELLOW	●	1	30 X 20 X 18CM
WAV-6010-00A	VIALTRANS+ LBC SUREPATH – TRANSPORT SYSTEM RED	●	1	30 X 20 X 18CM
WAV-7002-00A	VIALTRANS+ LBC CYTYC T3000 – TRANSPORT SYSTEM WHITE	○	1	28 X 59 X 19CM
WAV-9002-57A	VIALTRANS+ LBC CYTYC VIAL – FOAM INSERT		8	30 X 40 X 47CM
WAV-9102-57A	VIALTRANS+ LBC SUREPATH VIAL – FOAM INSERT		8	30 X 40 X 47CM



## VIALSTOR

Vialstor is a unique archive system for storing LBC vials following the preparation of LBC Samples. The archiving system will allow for easy retrieval of retained LBC vials where it is necessary to re-prepare a previous LBC Sample or to identify LBC Samples that are to be discarded following report issuing.

The Vialstor Archive is available in 2 formats:

Assembled or flat-packed the Vialstor box is capable of archiving a minimum of 40 vials.



### VIALSTOR

Part No.	Description	Unit Size
WBB-0100-00A	VIALSTOR 6 – HOLOGIC – SMALL	1
WBB-0100-08F	VIALSTOR 6 (FLATPACK) – HOLOGIC	25
WBB-0200-00A	VIALSTOR 5 – SUREPATH – LARGE	1
WBB-0200-08F	VIALSTOR 5 (FLATPACK) – SUREPATH	25

## AYRES SPATULA

### Conventional Cervical Sampler

- Traditional design, contoured to sample the ectocervix
- Recommended to be used in conjunction with a CerviBrush+ endocervical sampler

The Ayres Birchwood Spatula is a traditional spatula design manufactured using veneer quality Birchwood. One end of the spatula is contoured to sample the endocervix and the other end is designed to sample the vaginal pool. The Ayres Spatula is of high quality and supplied at an economical price.



### AYRES SPATULA Conventional Cervical Sampler

Part No.	Description	Unit Size
NCB-0300-19A	SPATULA 'AYRE' BIRCHWOOD	550

## OXFORD SPATULA

### Conventional Cervical Sampler

- Two extended tip heads, for sampling both the ecto & endo cervix simultaneously
- Larger shaft provides easier visualisation of the cervix

The Oxford Birchwood Spatula has two extended tip heads which help the smear taker to sample both the ecto and the endo-cervix simultaneously. Leading to improved sample collection of endocervical cells. The longer than usual shaft of the Oxford spatula also facilitates visualization of the cervix.

Each pack of spatulas is clearly marked with a production LOT number, providing traceability for both the end user and manufacturer. Each pack also includes an instruction sheet, which indicates the recommended procedure for taking a cervical smear. Consequently, if it proves necessary to divide the contents of the pack between different users or clinics there is an instruction sheet available for each user.



### OXFORD Conventional Cervical Sampler

Part No.	Description	Unit Size
NCB-0100-19A	SPATULA 'OXFORD' BIRCHWOOD	550
NCB-0100-75A	SPATULA 'OXFORD' BIRCHWOOD	1000

## HEMEL SPATULA

### Conventional Cervical Sampler

- Economical
- Small extended tip profile

The Hemel Spatula features a conventional Ayre profile at one end with a small extended tip profile at the other.



### HEMEL SPATULA Conventional Cervical Sampler

Part No.	Description	Unit Size
NCB-0500-19A	SPATULA 'HEMEL' BIRCHWOOD	550

## ROLON JORDAN® SPATULA

### Conventional Cervical Sampler

- Extended tip head samples the ecto & endo cervix simultaneously, with textured surface to retain specimen cells
- One extended tip head and one bone – end (Ayres) head
- Constructed of clinical grade plastic with no risk of warping, splinters or cracks associated with wooded spatulas

The Rolon Jordan Spatula has one extended tip head, and one bone-end head. The extended tip helps the smear taker to sample both the ecto and the endo-cervix simultaneously. Leading to improved sample collection of endocervical cells. The bone-end only samples the ecto-cervix, it does not extend far enough to sample the endo-cervix.

The spatula is constructed of clinical grade plastic. This is preferable to spatulas constructed from birchwood, because there is no risk of warping, splinters or cracks in the wood, which result from natural ageing of the wood.

Each pack of spatulas is clearly marked with a production LOT number, providing traceability for both the end user and manufacturer. Each pack also includes an instruction sheet, which indicates a recommended procedure for taking a cervical smear. Consequently, if it proves necessary to divide the contents of the pack between different users or clinics there is an instruction sheet available for each user.

**® Rolon Jordan is a registered trademark of Rocket Medical, Watford, UK**



### ROLON JORDAN® SPATULA Conventional Cervical Sampler

Part No.	Description	Unit Size
NCB-0800-19A	SPATULA 'ROLON JORDAN' PLASTIC	550



## CELLPATH AYLESBURY® SPATULA

### Conventional Cervical Sampler

- Anatomically profiled head designed by cytologists
- Proven effectiveness over other cervical samplers
- High yield of endocervical cells
- Manufactured to highest quality standards
- Proven in clinical trials and over 15 years use

The CellPath Aylesbury spatula has a unique design which combines two main features, an anatomically profiled head and a longer shaft, which help the smear taker to obtain a representative cell sample simultaneously from the ecto and the endocervix. This increases the effectiveness of the sample collection, whilst minimising trauma to the patient.

When given a choice more than 80% of smear takers expressed a preference for the CellPath Aylesbury spatula.

The CellPath Aylesbury spatula is extremely cost effective with many users reporting over 90%+ of first time smears as adequate for screening purposes, a much higher rate than with any other spatula design.

The CellPath Aylesbury spatula is exclusive to CellPath worldwide and its appointed distributors.

® Registered trademark No. 1558973



## CELLPATH AYLESBURY® SPATULA

### Conventional Cervical Sampler

Part No.	Description	Unit Size
NCB-0200-19A	SPATULA 'CELLPATH AYLESBURY' BIRCHWOOD	550

## CERVIBRUSH+ PROFILE™

### Conventional Cervical / Endocervical Sampler

- Simultaneously samples the endo and ecto cervix
- Proven in extensive clinical trials
- Cells easily transferred to slide
- Individually packed into clinically clean sheath
- Moulded handle ensures easy rotation

The unique specially shaped CerviBrush+Profile™ collects material from the ectocervix and endocervical zones simultaneously. Both patient and smear taker will benefit from this single use device.

Cells are rapidly transferred to the slide using a rolling action, resulting in an even distribution of material over the slide. Cells can be fixed immediately, so reducing air-drying artefacts.

A snap off head version – the CerviBrush+Profile LBC is now available for clinics using Liquid Based cytology.

Trials conducted at the Queen Elizabeth hospital, Gateshead, UK in 1990 (1) showed that the CerviBrush+Profile produced a single smear which was at least as good as two separate preparations made using an Ayre spatula and a conventional endocervical brush.

The brush head is securely moulded into the stem together with an enlarged hexagonal handle for easy rotation.

This sampler should not be used in the event of pregnancy.



## CERVIBRUSH+ PROFILE™

### Conventional Cervical / Endocervical Sampler

Part No.	Description	Unit Size
NCA-0522-02A	CERVIBRUSH+ PROFILE – CERVICAL SAMPLER	100

(1) J.Longfield et al, Acta Cytologica, Vol 37, No 4, July – August 1993, pages 472 – 476

## CERVIKIT™ Conventional Cervical Cytology Kits



- Complete conventional cervical smear kit – every essential item included
- Custom designed to ensure a high laboratory profile and enhanced user loyalty
- Improved inventory control
- Assists budget management – no hidden labour costs
- Full batch traceability
- Pack, Store, Send service available upon request

A unique single dose sachet contains 0.5ml of CytoFixx specially designed for use with any SlideRite mailer. The easy open sachet offers cost control and reduced wastage. With an MSDS.

A CerviKit will typically comprise enough spatula, brushes, fixatives, slides, mailers and forms to prepare 50 conventional cervical smears. Organised in a user-friendly box to give the smear taker easy access to all components. Each CerviKit is batch numbered to assist stock rotation and give full traceability as well as reducing loss and wastage through portion control.

CerviKits are custom designed to enhance laboratory profile whereby each envelope, request form and outer box can be printed with the hospital address and logo.

CerviKits are individually shrink wrapped to guarantee security in transit and are supplied and for the CellPath Pack, Store, Send service please contact CellPath.

Please note: LBC CerviKits are available – see page 66.



## PAPRITE SINGLE SMEAR KITS Conventional Cytology Kit

A PapRite kit contains all the necessary items to take one conventional smear. The standard PapRite I and II include a CellPath Aylesbury spatula, SlideRite I or II mailer, CytoFixx sachet and SuperFrost Slide. The PapRite I+ and II+ additionally have a CerviBrush+ included.



### CERVIKIT™ Conventional Cervical Cytology Kits

Part No.	Description	Unit Size
NKC-0200-00A	CERVIKIT STD ECONOMY – SPATULA/PUMP SPRAY (50 SMEAR)	I
NKC-0300-00A	CERVIKIT STD ECONOMY – SPATULA/DROPPER (50 SMEAR)	I
NKC-0400-00A	CERVIKIT STD ECONOMY – CERVI BRUSH/PUMP SPRAY (50 SMEAR)	I

### PAPRITE Single Smear Kits Cytology Kit

Part No.	Description	Unit Size
NKH-0100-00A	PAPRITE I+ SINGLE SMEAR KIT	I
NKH-0200-00A	PAPRITE I SINGLE SMEAR KIT	I
NKP-0100-00A	PAPRITE II SINGLE SMEAR KIT	I

## HOPWOOD TRAY™

### Smear Fixation Tray

- Provides a safe area to place up to 5 slides during specimen preparation/fixation
- Can be used as a humidity chamber for special stains
- Keeps the work area tidy
- Available with a choice of cervical and endocervical samplers
- Original concept created by Dr Jennifer Hopwood

The Hopwood Tray keeps slides covered after fixing therefore reducing artefacts such as dust, pollen etc settling on slides which can interfere with microscopic examination.

The Hopwood Tray is the result of close collaboration between CellPath and Dr Jennifer Hopwood at Arrove Park Hospital, Wirral, UK who originated the concept. The Hopwood Tray assists the smear taker in organising the work area; it provides an area in which to place up to 5 microscope slides both before collecting a cell sample and after fixation. The base is a one piece moulding so that any excess fixative is retained within the tray – not on the work surface. This encourages the use of adequate fixative, ensuring well-preserved cell samples.

The tray has a ventilated lid and several trays can be interlocked / stacked to save bench space. If necessary slides can be moved easily from one area of a clinic to another whilst still in the trays.



### HOPWOOD TRAY™ Smear Fixation Tray

Part No.	Description	Unit Size
NKJ-1000-00A	HOPWOOD TRAY – FIXATIVE PROCEDURE TRAY	1
NKJ-1000-50A	HOPWOOD TRAY – FIXATIVE PROCEDURE TRAY	6

## CYTOFIXX AND CYTOFIXX-II™

### Cytological Fixative

- Controlled quality ensures consistent smear fixing
- Choice of pre-filled container
- Suitable for gynae and non-gynae specimens
- Ready to use – no hazardous handling of chemicals
- Proven formula – gives optimum fixation

Correct fixation of cytological material is essential to ensure preservation of morphological detail. Slides must be flooded with fixative immediately to eliminate air-drying artefact.

CytoFixx-II are a ready to use solutions containing alcohol and carbowax, offering consistent fixation results and subsequent staining. Available in several types of containers:

Pump Spray in 50ml (enough to fix approximately 70 slides) and a more economical 150ml (enough to fix approx 205 slides). Fixative is dispensed in a fine controlled spray with a simple pump action.

Dropper bottle is supplied in a non-refillable 50ml bottle (enough to fix approx 70 slides) and enables the fixative to be directed onto the slide in a controlled manner.

All CytoFixx products are CFC free.

All Packs include MSDS.

CytoFixx-II contains acetic acid for improved nuclear detail (50ml dropper only).



### CYTOFIXX AND CYTOFIXX-II™ Cytological Fixative

Part No.	Description	Unit Size
NHB-0100-01A	CYTOFIXX PUMP SPRAY – 50ml – CYTOLOGICAL FIXATIVE	10
NHB-0101-01A	CYTOFIXX PUMP SPRAY – 150ml – CYTOLOGICAL FIXATIVE	10
NHB-0200-01A	CYTOFIXX DROPPER – 50ml – CYTOLOGICAL FIXATIVE	10
NHB-0201-01A	CYTOFIXX – II DROPPER – 50ml – CYTOLOGICAL FIXATIVE	10
NHB-0300-02A	CYTOFIXX SACHET (SINGLE DOSE) – CYTOLOGICAL FIXATIVE	100
NHB-0300-03A	CYTOFIXX SACHET (SINGLE DOSE) – CYTOLOGICAL FIXATIVE	1000

## CELLSPIN CYTOCENTRIFUGE

The leading system for monolayer cell preparation

### Available for UK customers only

- The first cyto-centrifuge which grows with the demands of your laboratory available as a low-price centrifuge with between 4 & 12 positions
- Double the volume in combination with our Double Cellfunnels using the well-known Mono-Layer Filtercard System
- All consumables are available as reusable or disposable
- Centrifugation with standard rotors
- Cyto-centrifuge your cells with the well-known chamber & filter method direct onto your microscope slides
- Spin up to 24 monolayer cell preparations per run
- CE Registered



The CellSpin is the first Cyto-centrifuge to combine the advantages of two centrifuges in one. With speeds from 100 to 18000 rpm the CellSpin offers you the choice to centrifuge all liquids, even blood. You can choose different rotors with the CellSpin increasing possible applications and is ideal for large and small volumes. The cells are deposited on an area of 6.5mm diameter or 22 x 15mm with high processing volumes: up to 24 cell preparations per run

As a matter of ecology & economy the CellSpin has the option for use with either reusable or disposable sample chambers making it ideal for potentially infectious materials.

The CellSpin has a tight sealed Cell clip rotor. It is designed to take up to 24 samples per run and is autoclavable. It protects the operator at all times while loading spinning and unloading in a safety cabinet. Many rotors and an extensive range of accessories accept a wide variety of systems and standard tubes up to 4 x 100 ml, thereby enabling a multitude of applications in Cytology, Urology, Microbiology, Haematology, Immunohistochemistry and Virology.

### CELLSPIN CYTOCENTRIFUGE

Part No.	Description	Unit Size
NNC-JC100230/4/G	CELLSPIN 1/4 CYTOCENTRIFUGE WITH CLOSED ROTOR	1
NNC-JC100230/8/G	CELLSPIN 1/8 CYTOCENTRIFUGE WITH CLOSED ROTOR	1
NNC-JC100230/12/G	CELLSPIN 1/12 CYTOCENTRIFUGE WITH CLOSED ROTOR	1
NNC-JC100230/4/L	CELLSPIN 1/4 CYTOCENTRIFUGE WITH REMOVABLE ROTOR	1
NNC-JC100230/8/L	CELLSPIN 1/8 CYTOCENTRIFUGE WITH REMOVABLE ROTOR	1
NNC-JC100230/12/L	CELLSPIN 1/12 CYTOCENTRIFUGE WITH REMOVABLE ROTOR	1
NNC-JC100230/4	CELLSPIN 1/4 CYTOCENTRIFUGE WITH STANDARD ROTOR	1
NNC-JC100230/8	CELLSPIN 1/8 CYTOCENTRIFUGE WITH STANDARD ROTOR	1
NNC-JC100230/12	CELLSPIN 1/12 CYTOCENTRIFUGE WITH STANDARD ROTOR	1
NNC-JC200230/12	CELLSPIN 1/12 PROGRAMMABLE CYTOCENTRIFUGE – STANDARD ROTOR	1
NNC-JC200230/12/G	CELLSPIN 1/12 PROGRAMMABLE CYTOCENTRIFUGE – CLOSED ROTOR	1
NNC-JC200230/12/G/R	CELLSPIN 1/12 PROGRAMMABLE – CLOSED ROTOR REFRIGERATED	1
NNC-JC200230/12/L	CELLSPIN 1/12 PROGRAMMABLE CYTOCENTRIFUGE – REMOVABLE ROTOR	1
NNC-JC200230/12/L/R	CELLSPIN 1/12 PROGRAMMABLE – REMOVABLE ROTOR REFRIGERATED	1

**CELLSPIN IS ONLY AVAILABLE TO UK CUSTOMERS**



## CELLSPIN CYTOCENTRIFUGE

The leading system for monolayer cell preparation

### CELLSPIN ACCESSORIES

Part No.	Description	Unit Size
NNC-JC370/12	REMOVABLE ROTOR (12 POSITIONS)	1
NNC-JC370/4	REMOVABLE ROTOR (4 POSITIONS)	1
NNC-JC370/8	REMOVABLE ROTOR (8 POSITIONS)	1
NNC-JC1624	SWING-OUT ROTOR (No.1624)	1
NNC-JC1628	SWING-OUT ROTOR (No.1628)	1
NNC-HE1494	SWING OUT ROTOR, 4 PLACE, WITHOUT CARRIERS	1
NNC-HE1427	CARRIER 1427 FOR HE1494	1
NNC-HE1731	INSERT 1731 FOR HE1427, 25ml, 25mm Dia x 90mm High	1
NNC-HE5271	INSERT 5271 FOR HE1427, 9-10ml, 12mm Dia x 92mm High	1
NNC-A1330	INSERTS FOR SWING OUT ROTOR	1
NNC-A1369	SUSPENSIONS (4 pack) FOR SWING OUT ROTOR	1
NNC-A1381	BUCKETS FOR SWING OUT ROTOR	1
NNC-A1382	HYGENIC LIDS FOR BUCKETS	1
NNC-A1742	SUSPENSIONS (4 pack) FOR SWING OUT ROTOR	1
NNC-JC101	CLOSED ROTOR (WITHOUT CELLCLIPS)	1
NNC-JC102	SEAL FOR CLOSED ROTOR (JC101)	1
NNC-JC1054-A	12 x BUCKET INSERT FOR ROTOR NNC-JC1613	1
NNC-JC1613	ANGLE ROTOR 12 PLACE	1
NNC-JC1621	BUCKETS FOR SWING OUT ROTOR (No. 1628)	1
NNC-JC1648	CYTO ROTOR, 8 - PLACE (No.1648)	1

### CELLSPIN CONSUMABLES

Part No.	Description	Unit Size
NNC-JC302	CELLCLIP	1
NNC-JC304	CELLFUNNEL, RE-USEABLE	12
NNC-JC305	FILTER CARDS FOR CELLFUNNEL NNC-JC304	200
NNC-JC306	DOUBLE CELLFUNNEL, RE-USEABLE	12
NNC-JC307	FILTER CARDS FOR CELLFUNNEL NNC-JC306	500
NNC-JC309	DOUBLE CIRCLE SLIDES, UNCOATED, FOR DOUBLE CELLFUNNEL	100
NNC-JC310	SINGLE CIRCLE SLIDES, UNCOATED, FOR SINGLE CELLFUNNEL	100
NNC-JC311	SINGLE CIRCLE SLIDES, COATED, FOR SINGLE CELLFUNNEL	100
NNC-JC312	DOUBLE CIRCLE SLIDES, COATED, FOR DOUBLE CELLFUNNEL	100
NNC-JC313	ECOFUNNEL, REUSABLE	12
NNC-JC314	ECOTRAGER SLIDES, COATED	100
NNC-JC315	ECOSEAL FOR ECOFUNNEL	100
NNC-JC320/100	CELLFUNNEL, DISPOSABLE	100
NNC-JC320/500	CELLFUNNEL, DISPOSABLE	500
NNC-JC322/100	ECOFUNNEL, DISPOSABLE	100
NNC-JC322/500	ECOFUNNEL, DISPOSABLE	500
NNC-JC323/100	DOUBLE CELLFUNNEL, DISPOSABLE	100
NNC-JC323/500	DOUBLE CELLFUNNEL, DISPOSABLE	500
NNC-JC338	CELLCHECK	1
NNC-JC343	PIPETTE (0.1ml TO 1ml)	1
NNC-JC346	SHAKER / VORTEX	1
NNC-JC360	CELLSPIN COLLECTION FLUID 25 x 10ml	1
NNC-JC361	CELLSPIN COLLECTION FLUID 2 x 500ml	1
NNC-JC362	CELLSPIN COLLECTION FLUID 2 x 5000ml	1
NNC-JC363	CELLSPIN COLLECTION FLUID 2 x 10000ml	1

## CYTOLOGY FUNNELS

### A range of high quality cytology funnels and clips

CellPath Cytology Funnels are the functional equivalent of the Thermo Shandon CytoFunnel®. The cytology funnels can be used to deposit a thin layer of cells in a clearly defined area of a microscope slide. The filter card absorbs any excess fluid. Operation is identical to those supplied by Shandon and easy-to-follow instructions are included in each pack.

Manufactured to exacting standards by Biomedical Polymers Inc., USA, the products are fully compatible with the Shandon CytoSpin® centrifuge.

#### Single Cytology Funnel with Filter Card

- For sample volumes of up to 0.4ml or less
- Provides consistent and homogeneous cell deposition area of 6mm
- Choice of white or brown filter card
- Brown filter card absorbs sample at a slower rate
- Filter card is pre-attached and designed for single use only
- Funnel sealing caps included

#### Double Cytology Funnel with Filter Card

- For sample volumes up to 0.25ml per slide
- Provides two 6mm cell deposition areas on each slide
- Filter card is pre-attached and designed for single use only
- Funnel sealing caps included



We are proud to introduce an innovative disposable plastic clip, which is designed as a replacement for metal clips. As with the metal clips, the plastic clips hold the cytology funnels snugly against the microscope slide during the centrifugation process. The plastic clips are disposable and eliminate the time and labour required to sanitize the metal clips after each use.

#### Cytology Funnel Clips

- Choice of standard stainless steel or disposable clips
- Disposable clips eliminate time needed for cleaning
- Both types are compatible with both single and double chamber funnels



### CYTOLOGY FUNNELS

Part No.	Description	Unit Size
NND-4000-09A	CYTOLOGY FUNNEL SINGLE 0.4ml – DISPOSABLE (WHITE FILTER CARD)	50
NND-4000-10A	CYTOLOGY FUNNEL SINGLE 0.4ml – DISPOSABLE (WHITE FILTER CARD)	500
NND-4001-09A	CYTOLOGY FUNNEL SINGLE 0.4ml – DISPOSABLE (BROWN FILTER CARD)	50
NND-4004-08A	CYTOLOGY FUNNEL DOUBLE 0.25ml DISPOSABLE (WHITE FILTER CARD)	500
NND-4008-00A	CYTOLOGY FUNNEL CLIP – STAINLESS STEEL	1
NND-4009-09A	CYTOLOGY FUNNEL CLIP – DISPOSABLE	50

## CYTOCELL 2™ Monolayer Preparation Chamber

- Cost saving
- Safe – every sample is treated to a new chamber
- Versatile – single or double chamber
- Convenient – a clean chamber always available
- Compatible with the mostly widely used cytocentrifuges

CytoCell 2 comprises a support plate onto which one or two tubes can be fitted, so giving the laboratory a wider choice of applications.

This unique disposable cytocentrifuge chamber eliminates the need for high risk recycling of reusable chambers, so offering improved laboratory safety.

CytoCell 2 offers a cost saving, convenient alternative to reusable chambers and has been designed to fit standard cytocentrifuge filter cards and clip assemblies.



## CYTOCELL 2™ Monolayer Preparation Chamber

Part No.	Description	Unit Size
NNA-0200-00A	CYTOCELL 2 100 KIT	1
NNA-0300-00A	CYTOCELL 2 1000 KIT	1
NNA-0600-02A	CYTOCELL 2 SAMPLE TUBE	100
NNA-1000-02A	CYTOCELL 2 SUPPORT PLATE	100

## CELLPATH PAPANICOLAOU Papanicolaou Stains

- Manufactured to formulation proven over decades
- Consistent quality and reproducibility – essential to ensure the best performance
- Excellent colour balance, clarity and stability

CellPath Papanicolaou Harris Haematoxylin is specially formulated for staining cytological preparations. The mercury free stain is acidified to give a well-oxidised haematoxylin solution that provides excellent nuclear detail and differentiation.

Laboratories that prefer a darker nuclear stain should use CellPath Haematoxylin Z that requires no filtration, similar in many respects to Gills.

CellPath Papanicolaou EA50 and OG6 counter stains are high quality stains originally perfected by Dr George Papanicolaou. The EA50 formulation was recommended in his Atlas of Exfoliative Cytology published in 1954 and is still renowned for its superior delicate translucency. CellPath Papanicolaou EA50 continues to incorporate Light green SF, Bismarck brown and Eosin dyes as described by Papanicolaou.

CellPath EA50M (see page 92) was formulated for pathologists who prefer a more intense counter stain than the Papanicolaou EA50.

All CellPath Papanicolaou stains are made to very strict formulation standards. Each component must pass stringent QC standards before use.

In addition every LOT is tested internally and externally before packing and distribution. All CellPath Papanicolaou stains are manufactured with a 2-year shelf life.

- Each LOT is quality controlled by independent laboratories
- Suitable for gynae and non-gynae applications

### Value For Money Range

CellPath have introduced a VFM range of stains for use in cytology laboratories. The VFM range stains are supplied in 2.5L container that can be used to refill smaller containers.

- MSDS supplied with every pack
- Expanded range for greater choice and value



## CELLPATH PAPANICOLAOU Papanicolaou Stains

Part No.	Description	Unit Size
RBA-5000-00A	VFM PAPANICOLAOU STAIN EA50 – 1L	1
RBA-2514-00A	VFM PAPANICOLAOU STAIN EA50 – 2.5L	1
RBA-4212-00A	PAPANICOLAOU EA50 STAIN (ORTHO) – 1L	1
RBA-2504-00A	VFM PAPANICOLAOU STAIN OG6 – 2.5L	1
RBA-4211-00A	PAPANICOLAOU OG6 STAIN (ORTHO) – 1L	1
RBA-2524-00A	VFM HAEMATOXYLIN STAIN (STABILISED) – 2.5L	1
RBA-4213-00A	HARRIS HAEMATOXYLIN STAIN (ORTHO) – 1L	1

## URICYTE AND URICYTE+™

### Urine Sample Collection

The 'New' improved UriCyt+ range offers the following benefits to the end user:

- Extremely robust, integral funnel, suitable for male or female use
- 'New' innovative leak proof container
- Well proven transport medium; ensures cell preservation
- Patient information label, integral to bottle
- Choice of convenient collection kits



### URICYTE AND URICYTE+™ Urine Sample Collection

Part No.	Description	Unit Size
NUA-0100-00A	URICYTE BASIC KIT 315ml – FOR BLADDER CYTOLOGY	1
NUA-0102-00A	URICYTE KIT 315ml – BOTTLE/CAP, LABEL, PRESERVATIVE	1
NUA-0200-00A	URICYTE CLINIC KIT 315ml – FOR BLADDER CYTOLOGY	1
NUA-0600-00A	URICYTE 6 PACK 315ml – FOR BLADDER CYTOLOGY	1
NUA-0700-00A	URICYTE+ (PLUS) BASIC KIT 120ml – FOR BLADDER CYTOLOGY	1
NUA-0800-00A	URICYTE+ (PLUS) CLINIC KIT 120ml – FOR BLADDER CYTOLOGY	1
NUA-0900-00A	URICYTE KIT 60ml – BOTTLE/CAP, LABEL, PRESERVATIVE	1
NUB-0102-02A	URICYTE FUNNEL – DISPOSABLE	100
NUB-0200-00A	PLAIN ROUND BOTTLE (LDPE) – 315ml	1
NUB-0200-00P	PLUG for PLAIN ROUND BOTTLE (LDPE) – 315ml	1
NUB-0200-02A	SPECIMEN BOTTLE – 315ml	100
NUB-0300-02A	RIBBED UREA CAP – 22mm	100
NUF-0101-00A	URICYTE+ FUNNEL DISPOSABLE – 60 & 90ml POT	1
NUF-0102-00A	URICYTE+ FUNNEL DISPOSABLE – 120ml POT	1

#### This kit is available in 3 forms:

##### UriCyt+ Basic Kit

This kit contains a 120ml polypropylene specimen container pre-dosed with 12ml of a well-proven transport fluid. This kit contains a specially designed funnel for both male and female use. The patient information leaflet is integral to the bottle.

##### UriCyt + Clinic Kit

The kit is designed for use within a clinic, has all the components of the basic kit, plus a mailing box, bag with seal and address label, absorbent packaging, mailing and sealing tape.

UriCyt+ bottles, caps and funnels are also available separately.

Custom kits can be manufactured to suit customer requirements.

Each pack includes an MSDS.

\*The UriCyt Urine Sample Collection product is supplied to the NHS as per their specification.





# STAINING

A very wide range of dry stains and specially formulated staining solutions are available for routine and 'special' tinctorial staining techniques.

passionate **people...**



Mike Breese  
Production

pioneering **processes...**



Stephen Bates  
QHSE Manager

practical **products**





**COPLIN STAINING JAR**  
**5-10 Slide Jar**

- Fits 5 single slides or 10 slides back-to-back
- Extra tall lid accommodates 100mm slides

**COPLIN STAINING JAR 5-10 Slide Unit**

Part No.	Description	Unit Size
RSW-276840	COPLIN STAINING JAR (EXTRA TALL LID)	6



**STAINING DISH**  
**10-20 Slide Unit**

- Holds 10 single sliders or 20 slides back-to-back

**STAINING DISH 10-20 Slide Unit**

Part No.	Description	Unit Size
RSW-900170	STAINING DISH, 10-20 SLIDE UNIT	6



**STAINING DISH**  
**10-20 Slide Unit**

- Holds 10 single sliders or 20 slides back-to-back

**STAINING DISH 10-20 Slide Unit**

Part No.	Description	Unit Size
RSW-900200	STAINING DISH, 10-20 SLIDE UNIT COMPLETE	6
RSW-900201	STAINING DISH, 10-20 SLIDE UNIT DISH ONLY	3
RSW-900202	STAINING DISH, 10-20 SLIDE UNIT COVER ONLY	3
RSW-900203	DISH AND COVER 20 SLIDE	3
RSW-900204	GLASS RACK ONLY, 20 SLIDE	3
RSW-900205	HANDLE ONLY, 20 SLIDE	6



**STAINING DISH  
16-40 Slide Unit**

- Dish accommodates 16, 20 or 30 slide racks
- Select a glass or stainless steel rack
- 16-32 rack holders 16 slides or 32 slides back-to-back
- 20-40 rack holds 20 slides or 40 slides back-to-back

**COPLIN STAINING JAR 16-40 Slide Unit**

Part No.	Description	Unit Size
RSW-900234	STAINLESS STEEL RACK ONLY, 30 SLIDE	3
RSW-900254	SLIDE RACK, GLASS, FOR 16 SLIDE STAIN DISH	3
RSW-900301	DISH ONLY, 16, 30 AND 40 SLIDE RACKS	3
RSW-900302	COVER ONLY, 16, 30 AND 40 SLIDE RACKS	3
RSW-900303	STAINING DISH AND COVER, 16, 20 AND 30 SLIDE RACK	6
RSW-900304	GLASS RACK AND HANDLE, 40 SLIDE	3



**STAINING DISH  
50 Slide Unit**

- Stainless steel rack holds 50 slides

**STAINING DISH 50 Slide Unit**

Part No.	Description	Unit Size
RSW-900400	50 SLIDE STAINING DISH COMPLETE (DISH, COVER AND RACK)	6
RSW-900401	DISH ONLY, 50 SLIDE	3
RSW-900402	COVER ONLY, 50 SLIDE	3
RSW-900403	DISH & COVER ONLY, 50 SLIDE	3
RSW-900404	50 SLIDE STAINLESS STEEL RACK, WITH HANDLE ATTACHED	3



**COPLIN STAINING JAR  
5-10 Slide Jar**

- Unit holds 10 slides
- Glass cover
- 65ml capacity

**COPLIN STAINING JAR 5-10 Slide Unit**

Part No.	Description	Unit Size
RSW-900470	COPLIN 10 SLIDE STAINING JAR WITH GLASS COVER	6





**COPLIN STAINING JAR  
5-10 Slide Unit**

- Holds 10 slides
- Polypropylene screw cap
- 55ml capacity

**COPLIN STAINING JAR 5-10 Slide Unit**

Part No.	Description	Unit Size
RSW-900520	COPLIN 10 SLIDE STAINING JAR WITH WHT PP CAP	6
RSW-900522	58-400 REPLACEMENT CAP FOR 5 & 10 SLIDE JAR	6



**COPLIN STAINING JAR  
5-10 Slide Unit with Screw Cap**

- Unit holds 5 slides vertically or 10 slides back-to-back
- Polypropylene screw cap
- 60ml capacity

**COPLIN STAINING JAR 5-10 Slide Unit with Screw Cap**

Part No.	Description	Unit Size
RSW-900570	COPLIN 5 SLIDE STAINING JAR WITH WHT PP CAP	6



 **WHEATON**  
Science Products

**SLIDE GRIP**

- Allows for easy and self transfer of slides to Coplin jar
- Holds 5 slides

**SLIDE GRIP**

Part No.	Description	Unit Size
RSW-900575	SLIDE GRIP	2





### STAINING JAR

#### 5-10 Slide Jar

- Fits 8 single slides or 16 slides back-to-back
- Wide top makes transferring slides convenient
- Includes glass lid

#### SLIDE JAR 5-10 Slide Jar

Part No.	Description	Unit Size
RSW-900620	16 SLIDE STAINING JAR WITH COVER	6



### STAINING DISH

#### 8-16 Slide Unit

- Fits 8 single slides or 16 slides back-to-back
- Used as staining dish or TLC developing chamber
- Includes glass lid

#### SLIDE DISH 8-16 Slide Unit

Part No.	Description	Unit Size
RSW-900630	16 SLIDE STAINING DISH HELLEND AHL	6



### COLUMBIA JAR FOR COVER SLIPS

- Unit holds 4 cover slips
- Polypropylene screw cap with PTFE coated PE liner

#### COLUMBIA JAR FOR COVER SLIPS

Part No.	Description	Unit Size
RSW-W900180	COLUMBIA JAR FOR COVER SLIPS	1
RSW-W900180-6	COLUMBIA JAR FOR COVER SLIPS	6

## M.I.S.T™ 8/12

### Magnetic Immunology Staining Tray

- Unique slide retention design
- Time saving
- Easy to use
- Choice of two sizes

The Magnetic Immunology Staining Tray (M.I.S.T.) incorporates two magnetic strips, which retain microscope slides firmly in place during staining.

On completion of each staining cycle reaction stage, the tray can be turned on its side with one hand, whilst leaving the other hand free to wash off the reagent. This increases the consistency and reproducibility of reagent exposure times.

M.I.S.T. trays and lids are moulded in high quality PET for wide chemical resistance, specimen visibility, long term durability and cost effectiveness.

To save space and increase handling efficiency, both the 8 and 12 slide versions are stackable.

A built in absorbent strip ensures that humidity is maintained during incubation, thereby reducing reagent loss.

Technologists who require a low cost incubation/humidity chamber should consider using the Hopwood Tray feature. Each tray holds up to 5 slides supported on 2 rails with raised lugs to separate the slides from each other. Whereas the M.I.S.T. is designed for long-term use the Hopwood tray is ideal for short-term or single use option.



### M.I.S.T™ 8/12 Magnetic Immunology Staining Tray

Part No.	Description	Unit Size
RMB-0800-00A	M.I.S.T. 8 IMMUNOSTAINING TRAY – 8 SLIDE	
RMB-0900-00A	REPLACEMENT SET FOR M.I.S.T. – 8	
RMB-1200-00A	M.I.S.T. 12 IMMUNOSTAINING TRAY – 12 SLIDE	
RMB-1300-00A	REPLACEMENT SET FOR M.I.S.T. – 12	

## SCOTT'S TAP WATER SUBSTITUTE

Part No.	Description	Unit Size
EGW-0200-01A	SCOTT'S TAP WATER SUBSTITUTE – 1L	
EGW-0200-25A	SCOTT'S TAP WATER SUBSTITUTE – 25L	

## PICKCELL Antigen Retriever

Available for UK customers only

- Excellent staining results
- Preservation of tissue morphology
- Process up to 100 slides at once
- Use up to 6 different processing buffers
- Fully reproducible results from cycle to cycle
- Optimised Buffers for various antigens and fixatives
- Easy to use and cost effective
- Fully automatic

The new 2100 Retriever, a bench top unit for antigen unmasking on formalin-fixed, paraffin embedded tissue sections. Automatic, easy to use and cost effective, the 2100 Retriever utilises high pressure and temperature to unmask the antigen while preserving the tissue morphology. All you need to do is put slides in, push the button and the machine runs an optimised cycle itself. You then take out the sections and proceed with the staining. The machine produces excellent staining results, processes up to 100 slides at once and uses up to six processing buffers.



### PICKCELL Antigen Retriever

Part No.	Description	Unit Size
PIC-R2100-UK	2100 RETRIEVER 220/240V UK – COMPLETE	
PIC-30110	R-BUFFER A (10X) – 250ML	
PIC-30111	R-BUFFER B (10X) – 250ML	
PIC-30112	R-BUFFER C (10X) – 250ML	
PIC-30113	R-BUFFER U (10X) – 250ML	
PIC-30210	R-BUFFER AG (2X) – 250ML	
PIC-30211	R-BUFFER BG (2X) – 250ML	
PIC-30212	R-BUFFER CG (2X) – 250ML	
PIC-30213	R-BUFFER UG (2X) – 250ML	
PIC-R21001	SLIDE CHAMBER (PACK OF 3)	
PIC-R21002	CHAMBER RACK	

## REACTIFS RAL

### Biological Stains and Regents

Available for UK customers only

- Comprehensive range of high quality dry stains, stains solutions and regents
- Wide range of kits for routine and special staining
- Single supplier for Histopathology, Cytopathology, Haematology, Microbiology and Parasitology
- Excellent technical support with application sheets and wall charts
- All products are labelled to comply with CHIP regulations
- ISO9001

A massive range of well proven dry stains, solutions and kits for haematology, Microbiology, Histopathology, Cytology and Parasitology are sourced from Reactifs RAL. RAL was established in 1916 by three leading scientists of the period; Professor Roux of the Institute of Pasteur in Lille, Mr Aluhon, Director of the Kuhlmann Establishment and Dr Legroux of the Institute of Pasteur.



### REACTIFS RAL Biological Stains and Regents

Part No.	Description	Unit Size
RAL-361550-0000	RAL 555 RAPID STAIN KIT (MAY-GRUNWALD TYPE)	Kit
RAL-361640-1000	EOSIN – RAL 555 – 1 LITRE	
RAL-361640-2500	EOSIN – RAL 555 – 2.5 LITRES	
RAL-361650-1000	BLUE – RAL 555 – 1 LITRE	
RAL-361650-2500	BLUE – RAL 555 – 2.5 LITRES	
RAL-362870-1000	FIX – RAL 555 – 1 LITRE	
RAL-362870-2500	FIX – RAL 555 – 2.5 LITRES	

## KIT MYÉLOPEROXYDASE

### Staining Kit with Alphanaphtol-Pyronin

Available for UK customers only

Number of tests possible 30 slides

#### Kit Components

Alphanaphtol Solution	30ml
Formalin / Ethanol Solution	125ml
Mayer Haematoxylin	125ml
Hydrogen Peroxide	10ml
Pyronin, 0.2% in aqueous solution	125ml

#### Principle

Peroxidase granulations form an insoluble bright red compound with pyronin in presence of Alphanaphtol and Hydrogen Peroxide. The nuclei of leukocytes stain blue with Mayer Haematoxylin.



## KIT MYÉLOPEROXYDASE

### Staining Kit with Alphanaphtol-Pyronin

Part No.	Description	Unit Size
RAL-361610-0000	KIT MYELOPEROXYDASE – KIT	Kit

## STAINING FOR THE DETECTION OF THE HAEMOSIDERIN

### Pathological Pigment (Ferric salts – Prussian Blue)

Available for UK customers only

Number of tests possible 50 slides

#### Kit Components

Mayer Haematoxylin	1 x 100ml
Acid buffer and Potassium Ferrocyanide	10 x 5ml

#### Principle

In an acid environment, ferric ions react with potassium ferrocyanide what leads to a precipitate called the Ferric Ferrocyanide (Prussian blue), which points out the presence of a pathological pigment: the Haemosiderin.

## STAINING FOR THE DETECTION OF THE HAEMOSIDERIN

### Pathological Pigment (Ferric salts – Prussian Blue)

Part No.	Description	Unit Size
RAL-362800-0000	KIT HEMAPERLS – KIT	Kit

## FAST COLD STAINING

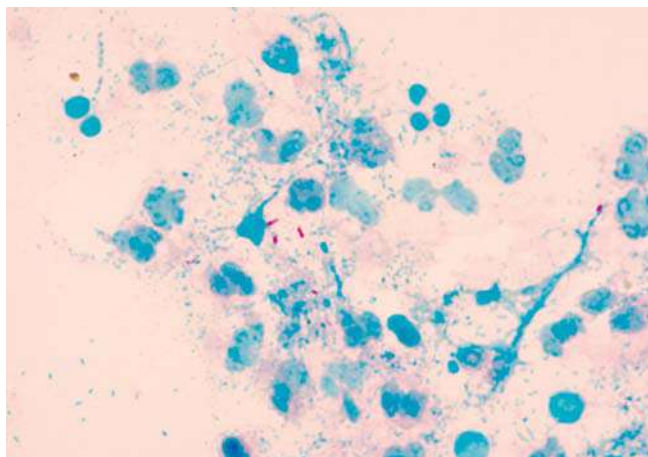
Staining according to Ziehl-Neelsen, reference method

**Available for UK customers only**

Number of tests possible 125 – 200 slides

### Advantage

Using this kit prevents from heating slides and breathing carbolic toxic fumes. This staining is very quick and usable on all types of substrates (expectorations, cultures...). The sensitivity is equal to the one obtained with classical hot methods. Mycobacteria appear pink against the blue background of the slide.



## FAST COLD STAINING

Staining according to Ziehl-Neelsen, reference method

Part No.	Description	Unit Size
RAL-359000-0000	KIT FLUO-RAL	Kit
RAL-361560-0000	KIT QUICK-TB – KIT	Kit

## SPERMOCYTOGRAM

Morphological Study of Spermatozoa

**Available for UK customers only**

- Simplified Haemalum-Shorr Staining for Spermocytogram

Quick staining kit for spermocytogram

Number of tests possible 50 – 70 slides

### Kit Components

Spermo FIX-RAL	1 x 50ml
Spermo EOSIN-RAL	1 x 50ml
Spermo BLUE-RAL	1 x 50ml



## SPERMOCYTOGRAM

Morphological Study of Spermatozoa

Part No.	Description	Unit Size
RAL-366510-0000	KIT SPERMOSCAN – KIT	Kit

## SPERMOGRAM

**Available for UK customers only**

- Differentiation of Dead and Living Spermatozoa

Number of tests possible 1,000 slides

### Kit Components

Eosin Solution	1 x 100ml
Nigrosin Solution	1 x 100ml



## SPERMOGRAM

Part No.	Description	Unit Size
RAL-380420-00000	KIT VITA – EOSINE	Kit




**STAIN KITS**

Part No.	Description	Unit Size
RHS-107-2 X 100ML	ALBERT'S STAIN PACK – C. DIPHTHERIAE, ETCETERA	Kit
RHS-117-KIT	ALKALINE DIAZO TECHNIQUE-GORMORI FOR ARGENTAFFIN	Kit
RHS-202-00A	AMYLOID STAIN KIT – PUCHTLER	Kit
RHS-193-2 X 100ML	CASTANEDA'S STAIN PACK FOR RICKETTSIAE	Kit
RHS-237-00A	ELASTIN STAIN KIT – MILLER/VAN GIESON	Kit
RHS-242-00A	ELASTIN STAIN KIT – WEIGERT/VAN GIESON	Kit
RHS-374-KIT	FOETAL HAEMOGLOBIN STAIN PACK	Kit
RHS-283-KIT	FONTANA'S STAIN PACK FOR SPIROCHAETES	Kit
RHS-277-2 X 100ML	FOUCHET'S TECHNIQUE FOR BILE PIGMENTS 2 X 100ML	Kit
RHS-312-KIT	GRIDLEY'S TECHNIQUE FOR FUNGI	Kit
RHS-313-KIT	GRIMELIUS SILVER STAIN PACK FOR ARGYROPHIL CELLS	Kit
RHS-314-KIT	GROCOTT HEXAMINE-SILVER PACK-FUNGI AND PNEUMOCYSTIS	Kit
RHS-373-KIT	HAEMATOXYLIN/VAN GIESON – HVG PACK – ELASTIN	Kit
RHS-652-100ML	IRON STAIN KIT – PERL 3 x 100ML	Kit
RHS-403-2 X 100ML	LENTZ STAIN PACK – NEGRI BODIES	Kit
RHS-442-KIT	MASSON-FONTANA STAIN PACK-MEANIN, ARGENTAFFIN, CHROMAFFIN	Kit
RHS-443-100ML	MSB STAIN PACK – FIBRIN 5 x 100ML	Kit
RHS-532-KIT	MUCICARMINE STAIN KIT	Kit
RHS-547-3 X 100ML	NEISSERS STAIN PACK – C. DIPHTHERIAE	Kit
RHS-597-KIT	OIL RED O STAIN PACK	Kit
RHS-462-100ML	PERIODIC ACID SCHIFF (PAS) STAIN KIT 3 x 100ML	Kit
RHS-677-3 X 250ML	PHOSPHOTUNGSTIC ACID HAEMATOXYLIN (PTAH) STAIN KIT	Kit
RHS-303- 6 X 100ML	RETICULIN STAIN PACK 6 X 100ML	Kit
RHS-728-KIT	SCHMORI TECHNIQUE- MELANIN, ARGENTAFFIN, CHROMAFFIN	Kit
RHS-733-KIT	SELLER'S STAIN PACK FOR NEGRI BODIES	Kit
RHS-737-KIT	SHIKATAS ORCEIN STAIN PACK FOR HBsAG	Kit
RHS-757-KIT	SUDAN BLACK STAIN PACK	Kit
RHS-815-3 X 250ML	TB PACK FLOURESCENT AURAMINE-PHENOL	Kit
RHS-820-3 X 250ML	TB PACK FLOURESCENT AURAMINE-RHODAMINE-PHENOL	Kit
RHS-773-4 X 250ML	TRICHROME STAIN KIT – MASSON	Kit
RHS-773LG	TRICHROME STAIN KIT – MASSON WITH Light Green Counterstain	Kit
RHS-783-2 X 100ML	VON KOSSA STAIN PACK FOR CALCIUM SALTS	Kit
RHS-805-250ML	ZN COLD KINYOUN STAIN PACK – 3 x 250ml	Kit
RHS-810-3 X 250ML	ZN PACK STANDARD	Kit

## STAINS AND SPECIAL STAINS

Description	Unit Size	Powder/ Solution	Part No.
<b>A</b>			
ACRIDINE ORANGE – 10G	10g	P	RHD-1010-10G
ACRIDINE ORANGE – 25G	25g	P	RHD-1010-25G
ACRIDINE ORANGE – 100G	100g	P	RHD-1010-100G
ACRIDINE ORANGE IN ACETATE BUFFER – 250ML	250ml	S	RHS-100-250ML
ACRIDINE ORANGE IN ACETATE BUFFER – 1L	1 Litre	S	RHS-100-1L
ACRIDINE YELLOW – 10G	10g	P	RHD-1020-10G
ACRIDINE RED – 25G	25g	P	RHD-1015-25G
ACRIDINE YELLOW – 25G	25g	P	RHD-1020-25G
ACRIFLAVINE – 10G	10g	P	RHD-1025-10G
ACRIFLAVINE – 25G	25g	P	RHD-1025-25G
ALBERT'S STAIN – SOLUTION 1 – 250ML	250ml	S	RHS-105-250ML
ALBERT'S STAIN – SOLUTION 1 – 500ML	500ml	S	RHS-105-500ML
ALBERT'S STAIN – SOLUTION 2 – 250ML	250ml	S	RHS-110-250ML
ALBERT'S STAIN – SOLUTION 2 – 500ML	500ml	S	RHS-110-500ML
ALBERT'S STAIN PACK – C. DIPHTHERIAE, ETCETERA	Pack	S	RHS-107-2 X 100ML
ALCIAN BLUE 8GX 1% IN 3% ACETIC ACID – 100ML	100ml	S	RHS-116-100ML
ALCIAN BLUE 8GX 1% IN 3% ACETIC ACI – 250ML	250ml	S	RHS-116-250ML
ALCIAN BLUE 8GX 1% IN 3% ACETIC ACID – 500ML	500ml	S	RHS-116-500ML
ALCIAN BLUE 8GX – 10G	10g	P	RHD-1040-10G
ALCIAN BLUE 8GX – 25g	25g	P	RHD-1040-25G
ALCIAN BLUE 8GX – 100ML	100ml	S	RHS-115-100ML
ALCIAN BLUE 8GX – 250ML	250ml	S	RHS-115-250ML
ALCIAN BLUE 8GX – 500ML	500ml	S	RHS-115-500ML
ALCIAN GREEN 2GX – 10G	10g	P	RHD-1045-10G
ALCIAN GREEN 2GX – 25G	25g	P	RHD-1045-25G
ALCIAN YELLOW – 10G	10g	P	RHD-1050-10G
ALIZARIN CYANIN GREEN – 25g	25g	P	RHD-1065-25G
ALIZARIN CYANIN GREEN – 10G	10g	P	RHD-1065-10G
ALIZARIN CYANIN GREEN – 100G	100g	P	RHD-1065-100G
ALIZARIN RED S – 10G	10g	P	RHD-1055-10G
ALIZARIN RED S – 25g	25g	P	RHD-1055-25G
ALIZARIN YELLOW B – 10G	10g	P	RHD-1060-10G
ALIZARIN YELLOW B – 25g	25g	P	RHD-1060-25G
ALKALI BLUE 5B – 10G	10g	P	RHD-1070-10G
ALKALI BLUE 5B – 25G	25g	P	RHD-1070-25G
ALKALI BLUE 6B – 10G	10g	P	RHD-1075-10G

## STAINS AND SPECIAL STAINS

Description	Unit Size	Powder/ Solution	Part No.
ALKALI BLUE 6B – 25G	25g	P	RHD-1075-25G
ALKALINE DIAZO TECHNIQUE – GORMORI FOR ARGENTAFFIN	Kit	S	RHS-117-KIT
ALPHAZURIN A – 10G	10g	P	RHD-1080-10G
ALPHAZURIN A – 25G	25g	P	RHD-1080-25G
ALPHAZURIN A – 100G	100g	P	RHD-1080-100G
AMARANTH – 10G	10g	P	RHD-1085-10G
AMARANTH – 25G	25g	P	RHD-1085-25G
AMARANTH – 100G	100g	P	RHD-1085-100G
AMYLOID STAIN KIT – PUCHTLER	Kit	S	RHS-202-00A
ANILINE BLUE (1% AQUEOUS)	100ml	S	RHS-120-100ML
ANILINE BLUE (1% AQUEOUS) – 250ML	250ml	S	RHS-120-250ML
ANILINE BLUE (1% AQUEOUS)	500ml	S	RHS-120-500ML
ANILINE BLUE (MASSON)	100ml	S	RHS-125-100ML
ANILINE BLUE (MASSON)	250ml	S	RHS-125-250ML
ANILINE BLUE (MASSON) – 500ML	500ml	S	RHS-125-500ML
ANILINE BLUE ALCOHOL SOLUBLE – 10G	10g	P	RHD-1092-10G
ANILINE BLUE ALCOHOL SOLUBLE – 25G	25g	P	RHD-1092-25G
ANILINE BLUE WATER SOLUBLE – 100G	100g	P	RHD-1090-100G
ANILINE BLUE WATER SOLUBLE – 10G	10g	P	RHD-1090-10G
ANILINE BLUE WATER SOLUBLE – 25G	25g	P	RHD-1090-25G
ANILINE BLUE/ORANGE G/PT ACID – 10G	10g	P	RHD-1095-10G
ANILINE BLUE/ORANGE G/PT ACID – 25G	25g	P	RHD-1095-25G
ANILINE BLUE/ORANGE – G/PTA	100ml	S	RHS-130-100ML
ARMAND STAIN	500ml	S	RHS-132-500ML
ARMAND STAIN – 1L	1 Litre	S	RHS-132-1L
ASTRAZONE PINK FG – 10G	10g	P	RHD-1100-10G
ASTRAZONE PINK FG – 25G	25g	P	RHD-1100-25G
ASTRAZONE PINK FG – 100G	100g	P	RHD-1100-100G
ASTRAZONE RED 6B – 10G	10g	P	RHD-1105-10G
ASTRAZONE RSD 6B – 25G	25g	P	RHD-1105-25G
ASTRAZONE RED 6B – 100G	100g	P	RHD-1105-100G
ATEBRIN – 10G	10g	P	RHD-1110-10G
ATEBRIN – 25G	25g	P	RHD-1110-25G
AURAMINE DECOLOURISER (LEMPERT)	250ml	S	RHS-145-250ML
AURAMINE DECOLOURISER (LEMPERT)	500ml	S	RHS-145-500ML
AURAMINE DECOLOURISER (LEMPERT)	1 Litre	S	RHS-145-1L
AURAMINE O 10G	10g	P	RHD-1115-10G
AURAMINE O 25G	25g	P	RHD-1115-25G

## STAINS AND SPECIAL STAINS

Description	Unit Size	Powder/ Solution	Part No.
AURAMINE O 100G	100g	P	RHD-1115-100G
AURAMINE PERMANGANATE 0.1% AQUEOUS	250ml	S	RHS-137-250ML
AURAMINE PERMANGANATE 0.1% AQUEOUS	500ml	S	RHS-137-500ML
AURAMINE PERMANGANATE 0.1% AQUEOUS-1L	1 Litre	S	RHS-137-1L
AURAMINE/PHENOL (LEMPERT) – 250ML	250ml	S	RHS-140-250ML
AURAMINE/PHENOL (LEMPERT) – 500ML	500ml	S	RHS-140-500ML
AURAMINE/PHENOL (LEMPERT) – 1L	1 Litre	S	RHS-140-1L
AURAMINE/PHENOL 10X CONC.	100ml	S	RHS-142-100ML
AURAMINE/RHODAMINE/PHENOL	250ml	S	RHS-135-250ML
AURAMINE/RHODAMINE/PHENOL – 500ML	500ml	S	RHS-135-500ML
AZO BLACK – 10G	10g	P	RHD-1120-10G
AZO BLACK – 25G	25g	P	RHD-1120-25G
AZO PHLOXINE – 10G	10g	P	RHD-1130-10G
AZO PHLOXINE – 25G	25g	P	RHD-1130-25G
AZO PHLOXINE – 100G	100g	P	RHD-1130-100G
AZORUBIN S – 10G	10g	P	RHD-1135-10G
AZORUBIN S – 25G	25g	P	RHD-1135-25G
AZORUBIN S – 100G	100g	P	RHD-1135-100G
AZUR A – 10G	10g	P	RHD-1155-10G
AZUR A – 25G	25g	P	RHD-1155-25G
AZUR A EOSINATE – 10G	10g	P	RHD-1165-10G
AZUR A EOSINATE – 25G	25g	P	RHD-1165-25G
AZUR A EOSINATE – 100G	100g	P	RHD-1165-100G
AZUR B – 10G	10g	P	RHD-1160-10G
AZUR B – 25G	25g	P	RHD-1160-25G
AZUR B EOSINATE – 25G	25g	P	RHD-1170-25G
AZUR B EOSINATE – 10G	10g	P	RHD-1170-10G
AZUR B EOSINATE – 100G	100g	P	RHD-1170-100G
AZUR I – 10G	10g	P	RHD-1140-10G
AZUR I – 25G	25g	P	RHD-1140-25G
AZUR I – 100G	100g	P	RHD-1140-100G
AZUR II – 10G	10g	P	RHD-1145-10G
AZUR II – 25G	25g	P	RHD-1145-25G
AZUR II – 100G	100g	P	RHD-1145-100G
AZUR II EOSIN – 10G	10g	P	RHD-1150-10G
AZUR II EOSIN – 25G	25g	P	RHD-1150-25G
AZUR II EOSIN – 100G	100g	P	RHD-1150-100G

## STAINS AND SPECIAL STAINS

Description	Unit Size	Powder/ Solution	Part No.
<b>B</b>			
BIEBRICH SCARLET	10g	P	RHD-1175-10G
BIEBRICH SCARLET	25g	P	RHD-1175-25G
BIEBRICH SCARLET	100g	P	RHD-1175-100G
BISMARK BROWN R	10g	P	RHD-1180-10G
BISMARK BROWN R	25g	P	RHD-1180-25G
BISMARK BROWN R	100g	P	RHD-1180-100G
BISMARK BROWNY	10g	P	RHD-1185-10G
BISMARK BROWNY	25g	P	RHD-1185-25G
BISMARK BROWNY	100g	P	RHD-1185-100G
BRILLIANT CRESYL BLUE – 10G	10g	P	RHD-1190-10G
BRILLIANT CRESYL BLUE – 25G	25g	P	RHD-1190-25G
BRILLIANT CRESYL BLUE (0.5% ALCOHOLIC) – 100ML	100ml	S	RHS-150-100ML
BRILLIANT CRESYL BLUE (AQUEOUS) RETICULOCYTES – 100ML	100ml	S	RHS-155-100ML
BRILLIANT CRESYL BLUE (AQUEOUS) RETICULOCYTES – 500ML	500ml	S	RHS-155-500ML
BRILLIANT CRESYL BLUE 0.2% AQUEOUS – 100ML	100ml	S	RHS-157-100ML
BRILLIANT CRESYL BLUE 0.2% AQUEOUS – 500ML	500ml	S	RHS-157-500ML
BRILLIANT CRESYL BLUE RETICULOCYTE STAIN PACK (ALC)	Pack	S	RHS-154-2 X 100ML
BRILLIANT CRESYL BLUE RETICULOCYTE STAIN PACK (AQU)	Pack	S	RHS-156-2 X 100ML
BRILLIANT CROCEIN – 10G	10g	P	RHD-1195-10G
BRILLIANT CROCEIN – 25G	25g	P	RHD-1195-25G
BRILLIANT CROCEIN – 100G	100g	P	RHD-1195-100G
BRILLIANT GREEN – 25G	25g	P	RHD-1200-25G
BRILLIANT GREEN – 10G	10g	P	RHD-1200-10G
BRILLIANT GREEN – 100G	100g	P	RHD-1200-100G
BRILLIANT ORANGE R – 10G	10g	P	RHD-1205-10G
BRILLIANT ORANGE R – 25G	25g	P	RHD-1205-25G
BRILLIANT YELLOW – 10G	10g	P	RHD-1210-10G
BRILLIANT YELLOW – 25G	25g	P	RHD-1210-25G
BROMOCRESOL GREEN – 10G	10g	P	RHD-1213-10G
BROMOCRESOL GREEN – 25G	25g	P	RHD-1213-25G
BURROW'S STAIN – 100ML	100ml	S	RHS-159-100ML
BURROW'S STAIN – 250ML	250ml	S	RHS-159-250ML
BURROW'S STAIN – 500ML	500ml	S	RHS-159-500ML

## STAINS AND SPECIAL STAINS

Description	Unit Size	Powder/ Solution	Part No.
<b>C</b>			
CARAZZI STAIN – 500ML	500ml	S	RHS-172-500ML
CARAZZI STAIN – 1L	1 Litre	S	RHS-172-1L
CARBOL FUCHSIN (POWDER) – 10G	10g	P	RHD-1215-10G
CARBOL FUCHSIN (POWDER) – 25G	25g	P	RHD-1215-25G
CARBOL FUCHSIN (POWDER) – 100G	100g	P	RHD-1215-100G
CARBOL FUCHSIN (GRAM) 10X CONC. – 100ML	100ml	S	RHS-165-100ML
CARBOL FUCHSIN (GRAM) – 1L	1 Litre	S	RHS-160-1L
CARBOL FUCHSIN (GRAM) – 250ML	250ml	S	RHS-160-250ML
CARBOL FUCHSIN (GRAM) – 500ML	500ml	S	RHS-160-500ML
CARBOL FUCHSIN (KINYOUN) 250ML	250ml	S	RHS-180-250ML
CARBOL FUCHSIN (KINYOUN) 500ML	500ml	S	RHS-180-500ML
CARBOL FUCHSIN (ZIEHL-NEELSEN) – 250ML	250ml	S	RHS-170-250ML
CARBOL FUCHSIN (ZIEHL-NEELSEN) – 500ML	500ml	S	RHS-170-500ML
CARBOL FUCHSIN (ZIEHL-NEELSEN) – 1L	1 Litre	S	RHS-170-1L
CARBOL FUCHSIN (ZN)-150ML CONC MAKES 1L	150ml	S	RHS-175-150ML
CARBOL GENTIAN VIOLET – 250ML	250ml	S	RHS-184-250ML
CARBOL METHYL GREEN PYRONIN (UNNA PAPP) – 100ML	100ml	S	RHS-185-100ML
CARBOL METHYL GREEN PYRONIN (UNNA PAPP) – 500ML	500ml	S	RHS-185-500ML
CARMALUM (COMPOUND) – 10G	10g	P	RHD-1220-10G
CARMALUM (COMPOUND) – 25G	25g	P	RHD-1220-25G
CARMINE – 10G	10g	P	RHD-1225-10G
CARMINE – 25G	25g	P	RHD-1225-25G
CARMINE (BEST) STOCK SOLUTION-100ML	100ml	S	RHS-190-100ML
CARMINIC ACID – 10G	10g	P	RHD-1227-10G
CARMOISINE A – 10G	10g	P	RHD-1230-10G
CARMOISINE A – 25G	25g	P	RHD-1230-25G
CARMOISINE A – 100G	100g	P	RHD-1230-100G
CASTANEDA'S STAIN PACK FOR RICKETTSIAE	Pack	S	RHS-193-2 X 100ML
CELESTINE BLUE – 10g	10g	P	RHD-1240-10G
CELESTINE BLUE – 25g	25g	P	RHD-1240-25G
CHLORANTINE FAST RED – 10g	10g	P	RHD-1245-10G
CHLORANTINE FAST RED – 25g	25g	P	RHD-1245-25G
CHROME CYANIN R – 10G	10g	P	RHD-1250-10G
CHROME CYANIN R – 25G	25g	P	RHD-1250-25G
CHROME CYANIN R – 100G	100g	P	RHD-1250-100G
CHROMOTROPE 2R – 10G	10g	P	RHD-1255-10G

## STAINS AND SPECIAL STAINS

Description	Unit Size	Powder/ Solution	Part No.
CHROMOTROPE 2R – 25G	25g	P	RHD-1255-25G
CHROMOTROPE 2R – 100G	100g	P	RHD-1255-100G
CHROMOTROPE 2R (LENDRUM) – 100ML	100ml	S	RHS-195-100ML
CHROMOTROPE 2R (LENDRUM) – 500ML	500ml	S	RHS-195-500ML
CHRYSOIDIN Y – 10G	10g	P	RHD-1260-10G
CHRYSOIDIN Y – 25G	25g	P	RHD-1260-25G
CHRYSOIDIN Y – 100G	100g	P	RHD-1260-100G
CIBACRON BLUE – 10G	10g	P	RHD-1265-10G
CIBACRON BLUE – 25G	25g	P	RHD-1265-25G
CONGO RED – 10G	10g	P	RHD-1270-10G
CONGO RED – 25G	25g	P	RHD-1270-25G
CONGO RED – 100G	100g	P	RHD-1270-100G
CONGO RED (FOR AMYLOID) STOCK SOLUTION	100ml	S	RHS-200-100ML
CONGO RED (FOR AMYLOID) STOCK SOLUTION – 500ML	500ml	S	RHS-200-500ML
COOMASSIE BRILLIANT BLUE G250 – 10G	10g	P	RHD-1275-10G
COOMASSIE BRILLIANT BLUE G250 – 25G	25g	P	RHD-1275-25G
COOMASSIE BRILLIANT BLUE G250 – 100G	100g	P	RHD-1275-100G
COOMASSIE BRILLIANT BLUE R250 – 10G	10g	P	RHD-1280-10G
COOMASSIE BRILLIANT BLUE R250 – 25G	25g	P	RHD-1280-25G
COOMASSIE BRILLIANT BLUE R250 – 100G	100g	P	RHD-1280-100G
COTTON BLUE-LACTOPHENOL (AMANN) – 100ML	100ml	S	RHS-205-100ML
COTTON BLUE-LACTOPHENOL (AMANN) – 250ML	250ml	S	RHS-205-250ML
COTTON BLUE-LACTOPHENOL (AMANN) – 500ML	500ml	S	RHS-205-500ML
CRESYL FAST VIOLET – 10G	10g	P	RHD-1285-10G
CRESYL FAST VIOLET – 25g	25g	P	RHD-1285-25G
CRYSTAL PONCEAU – 10G	10g	P	RHD-1290-10G
CRYSTAL PONCEAU – 25G	25g	P	RHD-1290-25G
CRYSTAL PONCEAU – 100G	100g	P	RHD-1290-100G
CRYSTAL VIOLET – 10G	10g	P	RHD-1295-10G
CRYSTAL VIOLET – 25G	25g	P	RHD-1295-25G
CRYSTAL VIOLET – 100G	100g	P	RHD-1295-100G
CRYSTAL VIOLET (FOR GRAM STAIN) – 250ML	250ml	S	RHS-230-250ML
CRYSTAL VIOLET (FOR GRAM STAIN) – 500ML	500ml	S	RHS-230-500ML
CRYSTAL VIOLET (FOR GRAM STAIN) – 1L	1 Litre	S	RHS-230-1L
CRYSTAL VIOLET 0.5% (AQUEOUS) – 250ML	250ml	S	RHS-210-250ML
CRYSTAL VIOLET 0.5% (AQUEOUS) – 500ML	500ml	S	RHS-210-500ML
CRYSTAL VIOLET 0.5% (AQUEOUS) – 1L	1 Litre	S	RHS-210-1L
CRYSTAL VIOLET 10X CONC – 100ML	100ml	S	RHS-220-100ML



## STAINS AND SPECIAL STAINS

Description	Unit Size	Powder/ Solution	Part No.
<b>C</b>			
CRYSTAL VIOLET 5% (ALCOHOLIC) – 100ML	100ml	S	RHS-225-100ML
CRYSTAL VIOLET 5% (ALCOHOLIC) – 500ML	500ml	S	RHS-225-500ML
CRYSTAL VIOLET 5% (AQUEOUS) – 100ML	100ml	S	RHS-215-100ML
CRYSTAL VIOLET 5% (AQUEOUS) – 500ML	500ml	S	RHS-215-500ML
CRYSTAL VIOLET OXALATE (GRAM) – 250ML	250ml	S	RHS-232-250ML
CRYSTAL VIOLET OXALATE (GRAM) – 500ML	500ml	S	RHS-232-500ML
CRYSTAL VIOLET OXALATE (GRAM) – 1L	1 Litre	S	RHS-232-1L

Description	Unit Size	Powder/ Solution	Part No.
<b>E</b>			
EA50M MODIFIED STAIN – 1L	1 litre	S	RBA-0101-00A
EA50M MODIFIED STAIN – 500ml	500ml	S	RBA-0102-00A
ELASTIN STAIN (MILLER)	100ml	S	RHS-235-100ML
ELASTIN STAIN (MILLER) – 500ML	500ml	S	RHS-235-500ML
ELASTIN STAIN (SHERIDAN) – 100ML	100ml	S	RHS-245-100ML
ELASTIN STAIN (SHERIDAN) – 500ML	500ml	S	RHS-245-500ML
ELASTIN STAIN (WEIGERT) – 100ML	100ml	S	RHS-240-100ML
ELASTIN STAIN (WEIGERT) – 500ML	500ml	S	RHS-240-500ML
ELASTIN STAIN KIT – MILLER/VAN GIESON	Kit	S	RHS-237-00A
ELASTIN STAIN KIT – WEIGERT/VAN GIESON	Kit	S	RHS-242-00A
EOSIN BA – 10G	10g	P	RHD-1325-10G
EOSIN BA – 25G	25g	P	RHD-1325-25G
EOSIN ETHYL – 10G	10g	P	RHD-1315-10G
EOSIN ETHYL – 25G	25g	P	RHD-1315-25G
EOSIN ETHYL – 100G	100g	P	RHD-1315-100G
EOSIN STAIN PUTTS – 1L	1 Litre	S	RBB-0100-00A
EOSIN Y STAIN (1% AQUEOUS) – 1L	1 Litre	S	RBC-0100-00A
EOSIN STAIN (ALCOHOLIC) – 1L	1 Litre	S	RBC-0201-00A
EOSIN Y (1% ALCOHOLIC) – 250ML	250ml	S	RHS-260-250ML
EOSIN Y (1% ALCOHOLIC) – 500ML	500ml	S	RHS-260-500ML
EOSIN Y (1% ALCOHOLIC) – 1L	1 Litre	S	RHS-260-1L
EOSIN Y (2% AQUEOUS) – 100ML	100ml	S	RHS-262-100ML
EOSIN Y (1% AQUEOUS) – 500ML	500ml	S	RHS-250-500ML
EOSIN Y (1% AQUEOUS) – 1L	1 Litre	S	RHS-250-1L
EOSIN Y (5% AQUEOUS) – 100ML	100ml	S	RHS-255-100ML
EOSIN Y (2% AQUEOUS) – 500ML	500ml	S	RHS-262-500ML

## STAINS AND SPECIAL STAINS

Description	Unit Size	Powder/ Solution	Part No.
EOSIN Y (2% AQUEOUS) – 1L	1 Litre	S	RHS-262-1L
EOSIN Y (5% AQUEOUS) – 500ML	500ml	S	RHS-255-500ML
EOSIN YELLOWISH – 10G	10g	P	RHD-1320-10G
EOSIN YELLOWISH – 25G	25g	P	RHD-1320-25G
EOSIN YELLOWISH – 100g	100g	P	RHD-1320-100G
ERIOCHROME BLACK T – 10G	10g	P	RHD-1326-10G
ERIOCHROME BLACK T – 25G	25g	P	RHD-1326-25G
ERIOCHROME BLACK T – 100G	100g	P	RHD-1326-100G
ERIOCHROME CYANIN R – 10G	10g	P	RHD-1327-10G
ERIOCHROME CYANIN R – 25G	25g	P	RHD-1327-25G
ERIOGLAUCINE – 10G	10g	P	RHD-1330-10G
ERIOGLAUCINE – 25G	25g	P	RHD-1330-25G
ERIOGLAUCINE – 100G	100g	P	RHD-1330-100G
ERYTHROSIN B – 10G	10g	P	RHD-1335-10G
ERYTHROSIN B – 25G	25g	P	RHD-1335-25G
ERYTHROSIN B – 100G	100g	P	RHD-1335-100G
ETHYL ORANGE – 10G	10g	P	RHD-1340-10G
ETHYL ORANGE – 25G	25g	P	RHD-1340-25G
ETHYL VIOLET – 100G	100g	P	RHD-1348-100G
ETHYL VIOLET – 10G	10g	P	RHD-1348-10G
ETHYL VIOLET – 25G	25g	P	RHD-1348-25G
EVANS BLUE – 10G	10g	P	RHD-1355-10G
EVANS BLUE – 25G	25g	P	RHD-1355-25G

## STAINS AND SPECIAL STAINS

Description	Unit Size	Powder/ Solution	Part No.
<b>F</b>			
FAST BLUE BB SALT – 10G	10g	P	RHD-1365-10G
FAST BLUE BB SALT – 25G	25g	P	RHD-1365-25G
FAST BLUE RR SALT – 10G	10g	P	RHD-1370-10G
FAST BLUE RR SALT – 25G	25g	P	RHD-1370-25G
FAST GARNET GBC SALT – 10G	10g	P	RHD-1375-10G
FAST GARNET GBC SALT – 25G	25g	P	RHD-1375-25G
FAST GREEN FCF – 10G	10g	P	RHD-1380-10G
FAST GREEN FCF – 25G	25g	P	RHD-1380-25G
FAST RED 7B – 10G	10g	P	RHD-1390-10G
FAST RED 7B – 25G	25g	P	RHD-1390-25G
FAST RED ITR SALT – 10G	10g	P	RHD-1395-10G
FAST RED ITR SALT – 25G	25g	P	RHD-1395-25G
FAST RED ITR SALT – 100G	100g	P	RHD-1395-100G
FAST VIOLET B SALT – 10G	10g	P	RHD-1405-10G
FAST VIOLET B SALT – 25G	25g	P	RHD-1405-25G
FEULGEN STAIN (SCHIFF) – 100ML	100ml	S	RHS-265-100ML
FEULGEN STAIN (SCHIFF) – 500ML	500ml	S	RHS-265-500ML
FIELD STAIN (SOLUTION A) – 100ML	100ml	S	RHS-270-100ML
FIELD STAIN (SOLUTION A) – 500ML	500ml	S	RHS-270-500ML
FIELD STAIN (SOLUTION A) – 1L	1 Litre	S	RHS-270-1L
FIELD STAIN (SOLUTION B) – 100ML	100ml	S	RHS-275-100ML
FIELD STAIN (SOLUTION B) – 500ML	500ml	S	RHS-275-500ML
FIELD STAIN (SOLUTION B) – 1L	1 Litre	S	RHS-275-1L
FIELD STAIN A (COMPOUND) – 10G	10g	P	RHD-1410-10G
FIELD STAIN A (COMPOUND) – 25G	25g	P	RHD-1410-25G
FIELD STAIN A (COMPOUND) – 100G	100g	P	RHD-1410-100G
FIELD STAIN B (COMPOUND) – 10G	10g	P	RHD-1415-10G
FIELD STAIN B (COMPOUND) – 25G	25g	P	RHD-1415-25G
FIELD STAIN B (COMPOUND) – 100G	100g	P	RHD-1415-100G
FLUORESCIEIN (FREE ACID)	10g	P	RHD-1420-10G
FLUORESCIEIN (FREE ACID)	25g	P	RHD-1420-25G
FLUORESCIEIN (FREE ACID)	100g	P	RHD-1420-100G
FOETAL HAEMOGLOBIN STAIN PACK	Kit	S	RHS-374-KIT
FONTANA'S STAIN PACK FOR SPIROCHAETES	Kit	S	RHS-283-KIT
FOUCHET'S TECHNIQUE FOR BILE PIGMENTS 2 X 100ML	Pack	S	RHS-277-2 X 100ML
FROZEN SECTION STAIN – 100ML	100ml	S	RHS-278-100ML

## STAINS AND SPECIAL STAINS

Description	Unit Size	Powder/ Solution	Part No.
FROZEN SECTION STAIN – 250ML	250ml	S	RHS-278-250ML
FROZEN SECTION STAIN – 500ML	500ml	S	RHS-278-500ML
FUCHSIN ACID (MALLORY) – 250ML	250ml	S	RHS-285-250ML
FUCHSIN ACID (MALLORY) – 500ML	500ml	S	RHS-285-500ML
FUCHSIN ACID – 25G	25g	P	RHD-1425-25G
FUCHSIN ACID – 100G	100g	P	RHD-1425-100G
FUCHSIN BASIC (SAT.ALCOHOLIC SOLUTION) – 100ML	100ml	S	RHS-280-100ML
FUCHSIN BASIC (SAT.ALCOHOLIC SOLUTION) – 250ML	250ml	S	RHS-280-250ML
FUCHSIN BASIC (SAT.ALCOHOLIC SOLUTION) – 500ML	500ml	S	RHS-280-500ML
FUCHSIN BASIC (SAT.ALCOHOLIC SOLUTION) – 1L	1 Litre	S	RHS-280-1L
FUCHSIN BASIC FOR SCHIFF – 10G	10g	P	RHD-1440-10G
FUCHSIN BASIC FOR SCHIFF – 25G	25g	P	RHD-1440-25G
FUCHSIN BASIC FOR ZN – 25g	25g	P	RHD-1435-25G
FUCHSIN BASIC FOR ZN – 10G	10g	P	RHD-1435-10G
FUCHSIN BASIC FOR ZN – 100G	100g	P	RHD-1435-100G



## STAINS AND SPECIAL STAINS

Description	Unit Size	Powder/ Solution	Part No.
<b>G</b>			
GALLEIN – 10G	10g	P	RHD-1445-10G
GALLEIN – 25G	25g	P	RHD-1445-25G
GALLOCYANIN – 10G	10g	P	RHD-1450-10G
GALLOCYANIN – 25G	25g	P	RHD-1450-25G
GALLOCYANIN – 100G	100g	P	RHD-1450-100G
GENTIAN VIOLET (SAT.ALCOHOLIC SOLUTION) – 100ML	100ml	S	RHS-290-100ML
GENTIAN VIOLET (SAT.ALCOHOLIC SOLUTION) – 500ML	500ml	S	RHS-290-500ML
GIEMSA STAIN (MODIFIED) – 1L	1 Litre	S	RHS-295-1L
GIEMSA STAIN (MODIFIED-GLYCEROL/METHANOL) – 100ML	100ml	S	RHS-295-100ML
GIEMSA STAIN (MODIFIED-GLYCEROL/METHANOL) – 250ML	250ml	S	RHS-295-250ML
GIEMSA STAIN (MODIFIED-GLYCEROL/METHANOL) – 500ML	500ml	S	RHS-295-500ML
GIEMSA STAIN – 10G	10g	P	RHD-1455-10G
GIEMSA STAIN – 25G	25g	P	RHD-1455-25G
GIEMSA STAIN – 100G	100g	P	RHD-1455-100G
GIEMSA STAIN RAPID – 250ML	250ml	S	RHS-300-250ML
GIEMSA STAIN RAPID – 500ML	500ml	S	RHS-300-500ML
GIEMSA STAIN RAPID – 1L	1 Litre	S	RHS-300-1L
GOLD CHLORIDE (YELLOW) SODIUM SALT	1g	P	RHC-8705-1G
GOLD CHLORIDE YELLOW 2% SOLUTION – 100ml	100ml	S	RHS-302-100ML
GRAM STAIN PACK	Pack	S	RHS-802-4 X 250ML
GRAM STAIN PACK (CRYSTAL VIOLET OXALATE)	Pack	S	RHS-800-4 X 250ML
GRAM'S DECOLOURISER – 250ML	250ml	S	RHS-310-250ML
GRAM'S DECOLOURISER – 500ML	500ml	S	RHS-310-500ML
GRAM'S DECOLOURISER – 1L	1 Litre	S	RHS-310-1L
GRAM'S IODINE – 10X CONC – 100ML	100ml	S	RHS-307-100ML
GRAM'S IODINE – 10X CONC – 250ML	250ml	S	RHS-307-250ML
GRAM'S IODINE – 250ML	250ml	S	RHS-305-250ML
GRAM'S IODINE – 500ML	500ml	S	RHS-305-500ML
GRAM'S IODINE – 1L	1 Litre	S	RHS-305-1L
GRAM'S IODINE (COMPOUND) – 10G	10g	P	RHD-1460-10G
GRAM'S IODINE (COMPOUND) – 25G	25g	P	RHD-1460-25G
GRAM'S IODINE (COMPOUND) – 100G	100g	P	RHD-1460-100G
GRIDLEY'S TECHNIQUE FOR FUNGI	Kit	S	RHS-312-KIT
GRIMELIUS SILVER STAIN PACK FOR ARGYROPHIL CELLS	Kit	S	RHS-313-KIT
GROCOTT HEXAMINE-SILVER PACK-FUNGI AND PNEUMOCYSTIS	Kit	S	RHS-314-KIT

## STAINS AND SPECIAL STAINS

Description	Unit Size	Powder/ Solution	Part No.
<b>H</b>			
HAEMALUM MAYER – 100ML	100ml	S	RHS-315-100ML
HAEMALUM MAYER – 500ML	500ml	S	RHS-315-500ML
HAEMALUM MAYER – 1L	1 Litre	S	RHS-315-1L
HAEMALUM MAYER (COMPOUND) – 10G	10g	P	RHD-1465-10G
HAEMALUM MAYER (COMPOUND) – 25G	25g	P	RHD-1465-25G
HAEMALUM MAYER (COMPOUND) – 100G	100g	P	RHD-1465-100G
HAEMATEIN – 10G	10g	P	RHD-1470-10G
HAEMATEIN – 25G	25g	P	RHD-1470-25G
HAEMATOXYLIN – 10g	10g	P	RHD-1475-10G
HAEMATOXYLIN – 25g	25g	P	RHD-1475-25G
HAEMATOXYLIN – 100g	100g	P	RHD-1475-100G
HAEMATOXYLIN – 2kg	2Kg	P	RHD-1475-2KG
HAEMATOXYLIN (10% ALCOHOLIC W/V) – 100ML	100ml	S	RHS-320-100ML
HAEMATOXYLIN DELAFIELD – 100ML	100ml	S	RHS-325-100ML
HAEMATOXYLIN DELAFIELD – 500ML	500ml	S	RHS-325-500ML
HAEMATOXYLIN EHRlich – 100ML	100ml	S	RHS-330-100ML
HAEMATOXYLIN EHRlich – 500ML	500ml	S	RHS-330-500ML
HAEMATOXYLIN EHRlich – 1L	1 Litre	S	RHS-330-1L
HAEMATOXYLIN GILL 1 – 100ML	100ml	S	RHS-335-100ML
HAEMATOXYLIN GILL 1 – 500ML	500ml	S	RHS-335-500ML
HAEMATOXYLIN GILL 1 – 1L	1 Litre	S	RHS-335-1L
HAEMATOXYLIN GILL 2 – 100ML	100ml	S	RHS-340-100ML
HAEMATOXYLIN GILL 2 – 500ML	500ml	S	RHS-340-500ML
HAEMATOXYLIN GILL 2 – 1L	1 Litre	S	RHS-340-1L
HAEMATOXYLIN GILL 3 – 100ML	100ml	S	RHS-345-100ML
HAEMATOXYLIN GILL 3 – 500ML	500ml	S	RHS-345-500ML
HAEMATOXYLIN GILL 3 – 1L	1 Litre	S	RHS-345-1L
HAEMATOXYLIN (HARRIS) – 10g	10g	P	RHD-1490-10G
HAEMATOXYLIN (HARRIS) – 25g	25g	P	RHD-1490-25G
HAEMATOXYLIN (HARRIS) – 100g	100g	P	RHD-1490-100G
HAEMATOXYLIN HARRIS (NO ACETIC ACID) – 100ML	100ml	S	RHS-350-100ML
HAEMATOXYLIN HARRIS (NO ACETIC ACID) – 500ML	500ml	S	RHS-350-500ML
HAEMATOXYLIN HARRIS (NO ACETIC ACID) – 1L	1 Litre	S	RHS-350-1L
HAEMATOXYLIN HARRIS (WITH ACETIC ACID) – 100ML	100ml	S	RHS-355-100ML
HAEMATOXYLIN HARRIS (WITH ACETIC ACID) – 500ML	500ml	S	RHS-355-500ML

## STAINS AND SPECIAL STAINS

Description	Unit Size	Powder/ Solution	Part No.
HAEMATOXYLIN HARRIS (WITH ACETIC ACID) – 1L	1 Litre	S	RHS-355-1L
HARRIS VFM HAEMATOXYLIN STAIN (ACIDIFIED) – 1L	1 Litre	S	RBA-4202-00A
HARRIS VFM HAEMATOXYLIN STAIN (ACIDIFIED) – 5L	5 Litre	S	RBA-4205-25A
HARRIS HAEMATOXYLIN STAIN (ORTHO) – 1L	1 Litre	S	RBA-4213-00A
HAEMATOXYLIN HEIDENHAIN SOLUTION 1 – 100ML	100ml	S	RHS-360-100ML
HAEMATOXYLIN HEIDENHAIN SOLUTION 1 – 500ML	500ml	S	RHS-360-500ML
HAEMATOXYLIN HEIDENHAIN SOLUTION 1 – 1L	1 Litre	S	RHS-360-1L
HAEMATOXYLIN HEIDENHAIN SOLUTION 2 – 100ML	100ml	S	RHS-365-100ML
HAEMATOXYLIN HEIDENHAIN SOLUTION 2 – 500ML	500ml	S	RHS-365-500ML
HAEMATOXYLIN STAIN (STABILISED) (VFM) – 2.5L	2.5 Litre	S	RBA-2524-00A
HAEMATOXYLIN WEIGERT SOLUTION A – 100ML	100ml	S	RHS-375-100ML
HAEMATOXYLIN WEIGERT SOLUTION A – 250ML	250ml	S	RHS-375-250ML
HAEMATOXYLIN WEIGERT SOLUTION A – 500ML	500ml	S	RHS-375-500ML
HAEMATOXYLIN WEIGERT SOLUTION A – 1L	1 Litre	S	RHS-375-1L
HAEMATOXYLIN WEIGERT SOLUTION B – 100ML	100ml	S	RHS-380-100ML
HAEMATOXYLIN WEIGERT SOLUTION B – 250ML	250ml	S	RHS-380-250ML
HAEMATOXYLIN WEIGERT SOLUTION B – 500ML	500ml	S	RHS-380-500ML
HAEMATOXYLIN WEIGERT SOLUTION B – 1L	1 Litre	S	RHS-380-1L
HAEMATOXYLIN/VAN GIESON – HVG PACK – ELASTIN	Kit	S	RHS-373-KIT
HAEMATOXYLIN-PHOSPHOTUNGSTIC ACID – 100ML	100ml	S	RHS-370-100ML
HAEMATOXYLIN-PHOSPHOTUNGSTIC ACID – 500ML	500ml	S	RHS-370-500ML
HAEMATOXYLIN 'Z' STAIN – 1L	1 Litre	S	RBA-4201-00A
<b>I</b>			
INDIGO – 10G	10g	P	RHD-1497-10G
INDIGO – 25G	25g	P	RHD-1497-25G
INDIGO CARMINE – 10G	10g	P	RHD-1500-10G
INDIGO CARMINE – 25G	25g	P	RHD-1500-25G
INDIGO CARMINE – 100G	100g	P	RHD-1500-100G
INDULINE (WATER SOLUBLE) – 10G	10g	P	RHD-1505-10G
INDULINE (WATER SOLUBLE) – 25G	25g	P	RHD-1505-25G
IRON STAIN KIT – PERL 3 x 100ML	Kit	S	RHS-652-100ML

## STAINS AND SPECIAL STAINS

Description	Unit Size	Powder/ Solution	Part No.
<b>J</b>			
JANUS GREEN B – 10G	10g	P	RHD-1510-10G
JENNER STAIN – 10G	10g	P	RHD-1515-10G
JENNER STAIN – 25G	25g	P	RHD-1515-25G
JENNERS STAIN – 100g	100g	P	RHD-1515-100G
JENNER STAIN (MODIFIED) – 500ML	500ml	S	RHS-390-500ML
JENNER STAIN (MODIFIED) – 1L	1 Litre	S	RHS-390-1L
<b>L</b>			
LACMOID – 10G	10g	P	RHD-1520-10G
LACMOID – 25G	25g	P	RHD-1520-25G
LACTO FUCHSIN (0.1% ACID FUCHSIN IN LACTICACID) -100ML	100ml	S	RHS-392-100ML
LACTO FUCHSIN (0.1% ACID FUCHSIN IN LACTICACID) -500ML	500ml	S	RHS-392-500ML
LAWLESS STAIN – 100ML	100ml	S	RHS-397-100ML
LAWLESS STAIN – 250ML	250ml	S	RHS-397-250ML
LAWLESS STAIN – 500ML	500ml	S	RHS-397-500ML
LEISHMAN STAIN – 10G	10g	P	RHD-1525-10G
LEISHMAN STAIN – 25G	25g	P	RHD-1525-25G
LEISHMAN STAIN – 100G	100g	P	RHD-1525-100G
LEISHMAN STAIN – 250ML	250ml	S	RHS-400-250ML
LEISHMAN STAIN – 500ML	500ml	S	RHS-400-500ML
LEISHMAN STAIN – 1L	1 Litre	S	RHS-400-1L
LENTZ STAIN PACK – NEGRI BODIES	Pack	S	RHS-403-2 X 100ML
LIGHT GREEN (1% ALCOHOLIC) – 100ML	100ml	S	RHS-410-100ML
LIGHT GREEN (1% ALCOHOLIC) – 500ML	500ml	S	RHS-410-500ML
LIGHT GREEN (MASSON) – 100ML	100ml	S	RHS-405-100ML
LIGHT GREEN (MASSON) – 500ML	500ml	S	RHS-405-500ML
LIGHT GREEN IN CELLOSOLVE – 100ML	100ml	S	RHS-415-100ML
LIGHT GREEN IN CELLOSOLVE – 500ML	500ml	S	RHS-415-500ML
LIGHT GREEN IN CLOVE OIL – 100ML	100ml	S	RHS-420-100ML
LIGHT GREEN SF – 10G	10g	P	RHD-1535-10G
LIGHT GREEN SF – 25G	25g	P	RHD-1535-25G
LIGNIN PINK – 100G	100g	P	RHD-1540-100G
LIGNIN PINK – 10G	10g	P	RHD-1540-10G
LIGNIN PINK – 25G	25g	P	RHD-1540-25G
LISSAMINE FAST RED B – 10G	10g	P	RHD-1545-10G



## STAINS AND SPECIAL STAINS

Description	Unit Size	Powder/ Solution	Part No.
LISSAMINE FAST RED B – 25G	25g	P	RHD-1545-25G
LISSAMINE FAST RED B – 100G	100g	P	RHD-1545-100G
LISSAMINE FAST YELLOW – 10G	10g	P	RHD-1550-10G
LISSAMINE FAST YELLOW – 25G	25g	P	RHD-1550-25G
LISSAMINE FAST YELLOW – 100G	100g	P	RHD-1550-100G
LISSAMINE GREEN B – 10G	10g	P	RHD-1555-10G
LISSAMINE GREEN B – 25G	25g	P	RHD-1555-25G
LISSAMINE GREEN B – 100G	100g	P	RHD-1555-100G
LITMUS (pH INDICATOR) – 10G	10g	P	RHD-1565-10G
LITMUS (pH INDICATOR) – 25G	25g	P	RHD-1565-25G
LUGOL'S IODINE (COMPOUND) – 10G	10g	P	RHD-1570-10G
LUGOL'S IODINE (COMPOUND) – 25G	25g	P	RHD-1570-25G
LUGOL'S IODINE (COMPOUND) – 100G	100g	P	RHD-1570-100G
LUGOL'S IODINE – 250ML	250ml	S	RHS-425-250ML
LUGOL'S IODINE – 500ML	500ml	S	RHS-425-500ML
LUGOL'S IODINE – 1L	1 Litre	S	RHS-425-1L
LUGOL'S IODINE 10x CONC	100ml	S	RHS-430-100ML
LUXOL FAST BLUE ARN – 10G	10g	P	RHD-1580-10G
LUXOL FAST BLUE ARN – 25G	25g	P	RHD-1580-25G
LUXOL FAST BLUE MBS – 10G	10g	P	RHD-1575-10G
LUXOL FAST BLUE MBS – 25G	25g	P	RHD-1575-25G

## M

MALACHITE GREEN – 10G	10g	P	RHD-1590-10G
MALACHITE GREEN – 25G	25g	P	RHD-1590-25G
MALACHITE GREEN – 100G	100g	P	RHD-1590-100G
MALACHITE GREEN (AQUEOUS) – 250ML	250ml	S	RHS-435-250ML
MALACHITE GREEN (AQUEOUS) – 500ML	500ml	S	RHS-435-500ML
MALACHITE GREEN 10x CONC	100ml	S	RHS-440-100ML
MARTIUS YELLOW – 10G	10g	P	RHD-1595-10G
MARTIUS YELLOW – 25G	25g	P	RHD-1595-25G
MASSON-FONTANA STAIN PACK-MEANIN, ARGENTAFFIN, CHROMAFFIN	Kit	S	RHS-442-KIT
MAY GRUNWALD STAIN – 10G	10g	P	RHD-1605-10G
MAY GRUNWALD STAIN – 25G	25g	P	RHD-1605-25G
MAY GRUNWALD STAIN – 100G	100g	P	RHD-1605-100G
MAY GRUNWALD STAIN (MODIFIED) – 250ML	250ml	S	RHS-445-250ML

## STAINS AND SPECIAL STAINS

Description	Unit Size	Powder/ Solution	Part No.
MAY GRUNWALD – 500ml	500ml	S	RHS-445-500ML
MAY GRUNWALD STAIN (MODIFIED) – 1L	1 Litre	S	RHS-445-1L
MELDOLAS BLUE – 10G	10g	P	RHD-1610-10G
METANIL YELLOW – 10G	10g	P	RHD-1615-10G
METANIL YELLOW – 25G	25g	P	RHD-1615-25G
METANIL YELLOW – 100G	100g	P	RHD-1615-100G
METHYL BLUE – 10G	10g	P	RHD-1620-10G
METHYL BLUE – 25G	25g	P	RHD-1620-25G
METHYL BLUE – 100G	100g	P	RHD-1620-100G
METHYL BLUE (1% AQUEOUS) – 100ML	100ml	S	RHS-450-100ML
METHYL BLUE (1% AQUEOUS) – 250ML	250ml	S	RHS-450-250ML
METHYL BLUE/EOSIN (MANN MODIFIED) – 100ML	100ml	S	RHS-455-100ML
METHYL BLUE/EOSIN (MANN MODIFIED) – 500ML	500ml	S	RHS-455-500ML
METHYL GREEN – (1% AQUEOUS) – 100ML	100ml	S	RHS-465-100ML
METHYL GREEN – (1% AQUEOUS) – 500ML	500ml	S	RHS-465-500ML
METHYL GREEN – PYRONIN (UNNA PAPP) – 100ML	100ml	S	RHS-460-100ML
METHYL GREEN – PYRONIN (UNNA PAPP) – 500ML	500ml	S	RHS-460-500ML
METHYL GREEN – 10G	10g	P	RHD-1625-10G
METHYL GREEN – 25G	25g	P	RHD-1625-25G
METHYL GREEN – 100G	100g	P	RHD-1625-100G
METHYL ORANGE – 10G	10g	P	RHD-1635-10G
METHYL ORANGE – 25G	25g	P	RHD-1635-25G
METHYL ORANGE – 100G	100g	P	RHD-1635-100G
METHYL ORANGE pH INDICATOR – 100ML	100ml	S	RHS-470-100ML
METHYL ORANGE pH INDICATOR – 500ML	500ml	S	RHS-470-500ML
METHYL RED – 10G	10g	P	RHD-1640-10G
METHYL RED – 25G	25g	P	RHD-1640-25G
METHYL RED INDICATOR – 100ML	100ml	S	RHS-475-100ML
METHYL RED INDICATOR – 500ML	500ml	S	RHS-475-500ML
METHYL VIOLET 2B – 10G	10g	P	RHD-1645-10G
METHYL VIOLET 2B – 25G	25g	P	RHD-1645-25G
METHYL VIOLET 2B – 100G	100g	P	RHD-1645-100G
METHYL VIOLET 6B – 10G	10g	P	RHD-1650-10G
METHYL VIOLET 6B – 25G	25g	P	RHD-1650-25G
METHYL VIOLET 6B – 100G	100g	P	RHD-1650-100G
METHYL VIOLET 6B 0.5% AQUEOUS (JENSEN) – 250ML	250ml	S	RHS-480-250ML
METHYL VIOLET 6B 0.5% AQUEOUS (JENSEN) – 500ML	500ml	S	RHS-480-500ML
METHYL VIOLET 6B 0.5% AQUEOUS (JENSEN) – 1L	1 Litre	S	RHS-480-1L

## STAINS AND SPECIAL STAINS

Description	Unit Size	Powder/ Solution	Part No.
METHYL VIOLET 6B 10X CONC. – 100ML	100ml	S	RHS-485-100ML
METHYL VIOLET 6B IN 0.85% SALINE – 100ML	100ml	S	RHS-490-100ML
METHYL YELLOW – 10G	10g	P	RHD-1653-10G
METHYL YELLOW – 25G	25g	P	RHD-1653-25G
METHYL YELLOW – 100G	100g	P	RHD-1653-100G
METHYLENE BLUE (CHLORIDE) – 10G	10g	P	RHD-1655-10G
METHYLENE BLUE (CHLORIDE) – 25G	25g	P	RHD-1655-25G
METHYLENE BLUE (CHLORIDE) – 100G	100g	P	RHD-1655-100G
METHYLENE BLUE (UNNA) – 10G	10g	P	RHD-1665-10G
METHYLENE BLUE (UNNA) – 25G	25g	P	RHD-1665-25G
METHYLENE BLUE (UNNA) – 100G	100g	P	RHD-1665-100G
METHYLENE BLUE 1% ALCOHOLIC – 250ML	250ml	S	RHS-500-250ML
METHYLENE BLUE 1% ALCOHOLIC – 500ML	500ml	S	RHS-500-500ML
METHYLENE BLUE 1% IN 20% IMS – 250ML	250ml	S	RHS-495-250ML
METHYLENE BLUE 1% IN 20% IMS – 500ML	500ml	S	RHS-495-500ML
METHYLENE BLUE 10X CONC. – 500ML	500ml	S	RHS-505-100ML
METHYLENE BLUE ALKALINE (LOEFFLER) – 10G	10g	P	RHD-1660-10G
METHYLENE BLUE ALKALINE (LOEFFLER) – 25G	25g	P	RHD-1660-25G
METHYLENE BLUE ALKALINE (LOEFFLER) – 100G	100g	P	RHD-1660-100G
METHYLENE BLUE FOR MILK TEST – 100ML	100ml	S	RHS-492-100ML
METHYLENE BLUE FOR MILK TEST – 250ML	250ml	S	RHS-492-250ML
METHYLENE BLUE FOR MILK TEST – 500ML	500ml	S	RHS-492-500ML
METHYLENE BLUE POLYCHROME (LOEFFLER) – 100ML	100ml	S	RHS-515-100ML
METHYLENE BLUE POLYCHROME (LOEFFLER) – 250ML	250ml	S	RHS-515-250ML
METHYLENE BLUE POLYCHROME (LOEFFLER) – 500ML	500ml	S	RHS-515-500ML
METHYLENE BLUE POLYCHROME (MCFADYEAN) – 100ML	100ml	S	RHS-520-100ML
METHYLENE BLUE POLYCHROME (MCFADYEAN) – 250ML	250ml	S	RHS-520-250ML
METHYLENE BLUE POLYCHROME (UNNA) – 100ML	100ml	S	RHS-525-100ML
METHYLENE BLUE POLYCHROME (UNNA) – 250ML	250ml	S	RHS-525-250ML
MILLING YELLOW – 10G	10g	P	RHD-1670-10G
MILLING YELLOW – 25G	25g	P	RHD-1670-25G
MILLING YELLOW – 100G	100g	P	RHD-1670-100G
MSB STAIN PACK – FIBRIN 5 x 100ML	Pack	S	RHS-443-100ML
MUCICARMINE (MAYER)	100ml	S	RHS-530-100ML
MUCICARMINE (MAYER) – 250ML	250ml	S	RHS-530-250ML
MUCICARMINE (MAYER) – 500ML	500ml	S	RHS-530-500ML
MUCICARMINE STAIN KIT	Kit	S	RHS-532-KIT

## STAINS AND SPECIAL STAINS

Description	Unit Size	Powder/ Solution	Part No.
<b>N</b>			
NAPHTHALENE BLACK 10B – 10G	10g	P	RHD-1680-10G
NAPHTHALENE BLACK 10B – 25G	25g	P	RHD-1680-25G
NAPHTHALENE BLACK 10B – 100G	100g	P	RHD-1680-100G
NAPHTHOL GREEN B – 10G	10g	P	RHD-1685-10G
NAPHTHOL GREEN B – 25G	25g	P	RHD-1685-25G
NAPHTHOL GREEN B – 100G	100g	P	RHD-1685-100G
NAPHTHOL YELLOW S – 10G	10g	P	RHD-1690-10G
NAPHTHOL YELLOW S – 25G	25g	P	RHD-1690-25G
NAPHTHOL YELLOW S – 100G	100g	P	RHD-1690-100G
NEISSER STAIN A METHYLENE BLUE – 100ML	100ml	S	RHS-535-100ML
NEISSER STAIN A METHYLENE BLUE – 250ML	250ml	S	RHS-535-250ML
NEISSER STAIN A METHYLENE BLUE – 500ML	500ml	S	RHS-535-500ML
NEISSER STAIN B CRYSTAL VIOLET – 100ML	100ml	S	RHS-540-100ML
NEISSER STAIN B CRYSTAL VIOLET – 250ML	250ml	S	RHS-540-250ML
NEISSER STAIN B CRYSTAL VIOLET – 500ML	500ml	S	RHS-540-500ML
NEISSER STAIN C BISMARCK BROWN – 100ML	100ml	S	RHS-545-100ML
NEISSER STAIN C BISMARCK BROWN – 250ML	250ml	S	RHS-545-250ML
NEISSER STAIN C BISMARCK BROWN – 500ML	500ml	S	RHS-545-500ML
NEISSER STAIN D CHRYSOIDIN – 100ML	100ml	S	RHS-550-100ML
NEISSER STAIN D CHRYSOIDIN – 250ML	250ml	S	RHS-550-250ML
NEISSER STAIN D CHRYSOIDIN – 500ML	500ml	S	RHS-550-500ML
NEISSERS STAIN PACK – C. DIPHTHERIAE	Pack	S	RHS-547-3 X 100ML
NEUTRAL RED – 10G	10g	P	RHD-1715-10G
NEUTRAL RED – 25g	25g	P	RHD-1715-25G
NEUTRAL RED – 100G	100g	P	RHD-1715-100G
NEUTRAL RED (1% AQUEOUS) – 250ML	250ml	S	RHS-555-250ML
NEUTRAL RED (1% AQUEOUS) – 500ML	500ml	S	RHS-555-500ML
NEUTRAL RED (ALCOHOLIC) – 250ML	250ml	S	RHS-560-250ML
NEUTRAL RED (ALCOHOLIC) – 500ML	500ml	S	RHS-560-500ML
NEUTRAL RED (JENSEN) 250ML	250ml	S	RHS-570-250ML
NEUTRAL RED (JENSEN) 500ML	500ml	S	RHS-570-500ML
NEUTRAL RED (JENSEN) 1L	1 Litre	S	RHS-570-1L
NEUTRAL RED (JENSEN) 10X CONC.-100ML	100ml	S	RHS-565-100ML
NEW COCCINE – 10G	10g	P	RHD-1718-10G
NEW COCCINE – 25G	25g	P	RHD-1718-25G
NEW FUCHSIN – 10G	10g	P	RHD-1720-10G

## STAINS AND SPECIAL STAINS

Description	Unit Size	Powder/ Solution	Part No.
NEW FUCHSIN – 25G	25g	P	RHD-1720-25G
NEW FUCHSIN – 100G	100g	P	RHD-1720-100G
NEW METHYLENE BLUE – 10G	10g	P	RHD-1725-10G
NEW METHYLENE BLUE – 25G	25g	P	RHD-1725-25G
NEW METHYLENE BLUE FOR RETICULOCYTES – 100ML	100ml	S	RHS-585-100ML
NEWMAN STAIN – 100ML	100ml	S	RHS-580-100ML
NIGROSIN (5% AQUEOUS) – 100ML	100ml	S	RHS-590-100ML
NIGROSIN (5% AQUEOUS) – 500ML	500ml	S	RHS-590-500ML
NIGROSIN (ALCOHOL SOLUBLE) – 10G	10g	P	RHD-1730-10G
NIGROSIN (ALCOHOL SOLUBLE) – 25G	25g	P	RHD-1730-25G
NIGROSIN (ALCOHOL SOLUBLE) – 100G	100g	P	RHD-1730-100G
NIGROSIN (WATER SOLUBLE) – 10G	10g	P	RHD-1735-10G
NIGROSIN (WATER SOLUBLE) – 25G	25g	P	RHD-1735-25G
NIGROSIN (WATER SOLUBLE) – 100G	100g	P	RHD-1735-100G
NILE BLUE (FAT STAIN) – 100ML	100ml	S	RHS-595-100ML
NILE BLUE (FAT STAIN) – 500ML	500ml	S	RHS-595-500ML
NILE BLUE – 10G	10g	P	RHD-1740-10G
NILE BLUE – 25G	25g	P	RHD-1740-25G
NINHYDRIN – 10G	10g	P	RHD-1742-10G
NINHYDRIN – 25G	25g	P	RHD-1742-25G
NINHYDRIN – 100G	100g	P	RHD-1742-100G
NUCLEAR FAST RED – 10G	10g	P	RHD-1745-10G
NUCLEAR FAST RED – 25G	25g	P	RHD-1745-25G



## STAINS AND SPECIAL STAINS

Description	Unit Size	Powder/ Solution	Part No.
<b>O</b>			
OIL RED O – 10G	10g	P	RHD-1750-10G
OIL RED O – 25g	25g	P	RHD-1750-25G
OIL RED O – 100G	100g	P	RHD-1750-100G
OIL RED O STAIN PACK	Kit	S	RHS-597-KIT
ORANGE G – 10G	10g	P	RHD-1755-10G
ORANGE G – 25G	25g	P	RHD-1755-25G
ORANGE G – 100G	100g	P	RHD-1755-100G
ORANGE G 5% AQUEOUS – 100ML	100ml	S	RHS-600-100ML
ORANGE G 5% AQUEOUS – 500ML	500ml	S	RHS-600-500ML
ORCEIN (SYNTHETIC) – 10g	10g	P	RHD-1760-10G
ORCEIN SHIKATA	100ml	S	RHS-612-100ML
ORCEIN SHIKATA – 500ML	500ml	S	RHS-612-500ML
OXALIC ACID – 500ml	500ml	S	RHS-237B-500ML

<b>P</b>			
PAPANICOLAOU STAIN EA35	500ml	S	RHS-615-500ML
PAPANICOLAOU STAIN EA35 – 1L	1 Litre	S	RHS-615-1L
PAPANICOLAOU STAIN EA36	500ml	S	RHS-620-500ML
PAPANICOLAOU STAIN EA36	1 Litre	S	RHS-620-1L
PAPANICOLAOU STAIN EA50	500ml	S	RHS-632-500ML
PAPANICOLAOU STAIN EA50 – 1L	1 Litre	S	RHS-632-1L
PAPANICOLAOU EA50 STAIN (ORTHO) – 1L	1 Litre	S	RBA-4212-00A
PAPANICOLAOU STAIN EA50 TRADITIONAL – 500ML	500ml	S	RHS-630-500ML
PAPANICOLAOU STAIN EA50 TRADITIONAL – 1L	1 Litre	S	RHS-630-1L
PAPANICOLAOU STAIN EA50 (VFM) – 2.5L	1 Litre	S	RBA-2514-00A
PAPANICOLAOU STAIN EA65 – 500ML	500ml	S	RHS-625-500ML
PAPANICOLAOU STAIN EA65 – 1L	1 Litre	S	RHS-625-1L
PAPANICOLAOU STAIN OG6 – 500ML	500ml	S	RHS-635-500ML
PAPANICOLAOU STAIN OG6 – 1L	1 Litre	S	RHS-635-1L
PAPANICOLAOU OG6 STAIN (ORTHO) – 1L	1 Litre	S	RBA-4211-00A
PAPANICOLAOU STAIN OG6 (VFM) – 2.5L	1 Litre	S	RBA-2504-00A
PAPANICOLAOU STAIN EA50 (VFM) – 1L	1 Litre	S	RBA-5000-00A
PARAROSANILINE HCl – 10G	10g	P	RHD-1775-10G
PARAROSANILINE HCl – 25G	25g	P	RHD-1775-25G
PERIODIC ACID (1% AQUEOUS) – 250ML	250ml	S	RHS-640-250ML

## STAINS AND SPECIAL STAINS

Description	Unit Size	Powder/ Solution	Part No.
PERIODIC ACID (1% AQUEOUS) – 500ML	500ml	S	RHS-640-500ML
PERIODIC ACID (50% SOLUTION) – 50ML	50ml	S	RHS-645-50ML
PERIODIC ACID SCHIFF (PAS) STAIN KIT 3 x 100ML	Kit	S	RHS-462-100ML
PERL'S STAIN SOLS. 1 & 2 (TWIN PACK) 100ML	Pack	S	RHS-650-100ML
PERL'S STAIN SOLUTIONS 1 & 2 (TWIN PACK) – 250ML	Pack	S	RHS-650-250ML
PHENOLPHTHALEIN – 10G	10g	P	RHD-1778-10G
PHENOLPHTHALEIN – 25G	25g	P	RHD-1778-25G
PHENOLPHTHALEIN – 100G	100g	P	RHD-1778-100G
PHLOXINE B – 10G	10g	P	RHD-1780-10G
PHLOXINE B – 25G	25g	P	RHD-1780-25G
PHLOXINE B – 100G	100g	P	RHD-1780-100G
PHOSPHOTUNGSTIC ACID HAEMATOXYLIN (PTAH) STAIN KIT	Kit	S	RHS-677-3 X 250ML
PICRIC ACID (ALCOHOL) – 500ML	500ml	S	RHS-660-500ML
PICRIC ACID (AQUEOUS) – 500ML	500ml	S	RHS-655-500ML
PONCEAU 2G – 10G	10g	P	RHD-1790-10G
PONCEAU 2G – 25G	25g	P	RHD-1790-25G
PONCEAU 2G – 100G	100g	P	RHD-1790-100G
PONCEAU DE XYLIDINE – 10G	10g	P	RHD-1800-10G
PONCEAU DE XYLIDINE – 25G	25g	P	RHD-1800-25G
PONCEAU DE XYLIDINE – 100G	100g	P	RHD-1800-100G
PONCEAU FUCHSIN (MASSON) – 10G	10g	P	RHD-1785-10G
PONCEAU FUCHSIN (MASSON) – 25G	25g	P	RHD-1785-25G
PONCEAU FUCHSIN (MASSON) – 100G	100g	P	RHD-1785-100G
PONCEAU FUCHSIN (MASSON) – 100ML	100ml	S	RHS-670-100ML
PONCEAU FUCHSIN (MASSON) – 500ML	500ml	S	RHS-670-500ML
PONCEAU S – 10G	10g	P	RHD-1795-10G
PONCEAU S – 25G	25g	P	RHD-1795-25G
PONTAMINE SKY BLUE 6BX – 10G	10g	P	RHD-1805-10G
PONTAMINE SKY BLUE 6BX – 25G	25g	P	RHD-1805-25G
PONTAMINE SKY BLUE 6BX – 100G	100g	P	RHD-1805-100G
POTASSIUM PERMANGANATE – 500ml	500ml	S	RHS-237A-500ML
POTASSIUM PERMANGANATE 1% AQUEOUS – 500ML	500ml	S	RHS-672-500ML
PYRONIN B – 10G	10g	P	RHD-1810-10G
PYRONIN Y – 10G	10g	P	RHD-1815-10G

## STAINS AND SPECIAL STAINS

Description	Unit Size	Powder/ Solution	Part No.
<b>R</b>			
RAPID ROMANOWSKY STAIN BLUE 500ml	500ml	S	RHS-705-500ML (C)
RAPID ROMANOWSKY STAIN BLUE 1L	1 Litre	S	RHS-705-1L (C)
RAPID ROMANOWSKY STAIN BLUE 2.5L	2.5 Litre	S	RHS-705-2.5L (C)
RAPID ROMANOWSKY STAIN FIX ml	500ml	S	RHS-705-500ML (A)
RAPID ROMANOWSKY STAIN FIX 1L	1 Litre	S	RHS-705-1L (A)
RAPID ROMANOWSKY STAIN FIX 2.5L	2.5 Litre	S	RHS-705-2.5L (A)
RAPID ROMANOWSKY STAIN RED 500ml	500ml	S	RHS-705-500ML (B)
RAPID ROMANOWSKY STAIN RED 1L	1 Litre	S	RHS-705-1L (B)
RAPID ROMANOWSKY STAIN RED 2.5L	2.5 Litre	S	RHS-705-2.5L (B)
RAPID ROMANOWSKY STAIN PACK	Kit	S	RHS-705-3 X 500ML
RAPID ROMANOWSKY STAIN PACK 3 X 1L	Kit	S	RHS-705-3 X 1L
RAPID ROMANOWSKY STAIN PACK 3 X 2.5L	Kit	S	RHS-705-3 X 2.5L
RED FB – 10G	10g	P	RHD-1818-10G
RED FB – 25G	25g	P	RHD-1818-25G
RED FB – 100G	100g	P	RHD-1818-100G
RETICULIN STAIN PACK 6 X 100ML	Pack	S	RHS-303- 6 X 100ML
RHODAMINE 6G – 10G	10g	P	RHD-1825-10G
RHODAMINE 6G – 25G	25g	P	RHD-1825-25G
RHODAMINE B – 100G	100g	P	RHD-1820-100G
RHODAMINE B – 10G	10g	P	RHD-1820-10G
RHODAMINE B – 25G	25g	P	RHD-1820-25G
RHODANINE TECHNIQUE FOR COPPER	Pack	S	RHS-707-3 X 100ML
ROSANILINE HCL – 10G	10g	P	RHD-1830-10G
ROSANILINE HCL – 25G	25g	P	RHD-1830-25G
ROSE BENGAL – 100G	100g	P	RHD-1835-100G
ROSE BENGAL – 10G	10g	P	RHD-1835-10G
ROSE BENGAL – 25G	25g	P	RHD-1835-25G
ROSOLIC ACID – 10G	10g	P	RHD-1840-10G
ROSOLIC ACID – 25G	25g	P	RHD-1840-25G



## STAINS AND SPECIAL STAINS

Description	Unit Size	Powder/ Solution	Part No.
<b>S</b>			
SAFFRON – 10G	10g	P	RHD-1845-10G
SAFFRON (1% ALCOHOLIC) – 100ML	100ml	S	RHS-710-100ML
SAFRANIN (1% ALCOHOLIC) – 100ML	100ml	S	RHS-715-100ML
SAFRANIN (1% ALCOHOLIC) – 500ML	500ml	S	RHS-715-500ML
SAFRANIN (1% AQUEOUS) – 100ML	100ml	S	RHS-720-100ML
SAFRANIN (1% AQUEOUS) – 250ML	250ml	S	RHS-720-250ML
SAFRANIN (1% AQUEOUS) – 500ML	500ml	S	RHS-720-500ML
SAFRANIN (1% AQUEOUS) – 1L	1 Litre	S	RHS-720-1L
SAFRANIN CONC. 200ML MAKES 1L	200ml	S	RHS-725-200ML
SAFRANIN O – 10G	10g	P	RHD-1850-10G
SAFRANIN O – 25G	25g	P	RHD-1850-25G
SAFRANIN O – 100G	100g	P	RHD-1850-100G
SARGEAUNT'S STAIN – 100ML	100ml	S	RHS-727-100ML
SARGEAUNT'S STAIN – 250ML	250ml	S	RHS-727-250ML
SARGEAUNT'S STAIN – 500ML	500ml	S	RHS-727-500ML
SCARLET R – 10G	10g	P	RHD-1855-10G
SCARLET R – 25G	25g	P	RHD-1855-25G
SCARLET R – 100G	100g	P	RHD-1855-100G
SCHMORI TECHNIQUE – MELANIN, ARGENTAFFIN, CHROMAFFIN	Kit	S	RHS-728-KIT
SELLER'S STAIN PACK FOR NEGRI BODIES	Kit	S	RHS-733-KIT
SHIKATAS ORCEIN STAIN PACK FOR HBsAG	Kit	S	RHS-737-KIT
SHORR'S STAIN	100ml	S	RHS-730-100ML
SHORR'S STAIN – 500ML	500ml	S	RHS-730-500ML
SHORR STAIN – 1L	1 Litre	S	RBA-9217-00A
SILVER NITRATE	25g	P	RHC-8805-25G
SILVER NITRATE	100g	P	RHC-8805-100G
SIRIUS RED F3B – 10G	10g	P	RHD-1870-10G
SIRIUS RED F3B – 25G	25g	P	RHD-1870-25G
SIRIUS RED F3B – 100G	100g	P	RHD-1870-100G
SOLOCHROME BLACK – 10G	10g	P	RHD-1880-10G
SOLOCHROME BLACK – 25G	25g	P	RHD-1880-25G
SOLOCHROME BLACK – 100g	100g	P	RHD-1880-100G
SOLOCHROME CYANIN R – 10G	10g	P	RHD-1877-10G
SOLOCHROME CYANIN R – 25G	25g	P	RHD-1877-25G
SUDAN BLACK B – 10G	10g	P	RHD-1905-10G
SUDAN BLACK B – 25G	25g	P	RHD-1905-25G

## STAINS AND SPECIAL STAINS

Description	Unit Size	Powder/ Solution	Part No.
SUDAN BLACK B – 100G	100g	P	RHD-1905-100G
SUDAN BLACK B (0.3% – ALCOHOLIC)	100ml	S	RHS-740-100ML
SUDAN BLACK B (0.3% – ALCOHOLIC) – 500ML	500ml	S	RHS-740-500ML
SUDAN BLACK B (1% IN PROPYLENEGLYCOL) – 100ML	100ml	S	RHS-755-100ML
SUDAN BLACK B (1% IN PROPYLENEGLYCOL) – 500ML	500ml	S	RHS-755-500ML
SUDAN BLACK STAIN PACK	Kit	S	RHS-757-KIT
SUDAN II – 10G	10g	P	RHD-1890-10G
SUDAN II – 25G	25g	P	RHD-1890-25G
SUDAN II – 100G	100g	P	RHD-1890-100G
SUDAN III (0.5% – ALCOHOLIC)	100ml	S	RHS-750-100ML
SUDAN III (0.5% – ALCOHOLIC) – 500ML	500ml	S	RHS-750-500ML
SUDAN III – 10G	10g	P	RHD-1895-10G
SUDAN III – 25G	25g	P	RHD-1895-25G
SUDAN III – 100G	100g	P	RHD-1895-100G
SUDAN IV – 10G	10g	P	RHD-1900-10G
SUDAN IV – 25G	25g	P	RHD-1900-25G
SUDAN IV – 100G	100g	P	RHD-1900-100G
SUDAN YELLOW – 10G	10g	P	RHD-1910-10G
SUDAN YELLOW – 25G	25g	P	RHD-1910-25G
SULPHO NAPHTHYL RED – 10G	10g	P	RHD-1915-10G
SULPHO NAPHTHYL RED – 25G	25g	P	RHD-1915-25G
SULPHO NAPHTHYL RED – 100G	100g	P	RHD-1915-100G
SUN YELLOW – 10G	10g	P	RHD-1920-10G
SUN YELLOW – 25G	25g	P	RHD-1920-25G
SUNSET YELLOW – 10G	10g	P	RHD-1925-10G
SUNSET YELLOW – 25G	25g	P	RHD-1925-25G
SUNSET YELLOW – 100G	100g	P	RHD-1925-100G

## STAINS AND SPECIAL STAINS

Description	Unit Size	Powder/ Solution	Part No.
<b>T</b>			
TARTRAZINE – 10G	10g	P	RHD-1930-10G
TARTRAZINE – 25G	25g	P	RHD-1930-25G
TARTRAZINE – 100G	100g	P	RHD-1930-100G
TARTRAZINE (IN CELLOSOLVE) – 100ML	100ml	S	RHS-760-100ML
TARTRAZINE (IN CELLOSOLVE) – 500ML	500ml	S	RHS-760-500ML
TB PACK FLUORESCENT AURAMINE – PHENOL	Pack	S	RHS-815-3 X 250ML
TB PACK FLUORESCENT AURAMINE – RHODAMINE – PHENOL	Pack	S	RHS-820-3 X 250ML
THIAZINE RED – 100ML	100ml	S	RHS-763-100ML
THIAZINE RED – 250ML	250ml	S	RHS-763-250ML
THIAZINE RED – 500ML	500ml	S	RHS-763-500ML
THIAZINE RED – 1L	1 Litre	S	RHS-763-1L
THIAZINE RED 10X CONC.	100ml	S	RHS-762-100ML
THIOFLAVINE T – 10G	10g	P	RHD-1945-10G
THIOFLAVINE T – 25G	25g	P	RHD-1945-25G
THIONIN – 10G	10g	P	RHD-1950-10G
THIONIN – 25G	25g	P	RHD-1950-25G
THOMSON'S STAIN – 100ML	100ml	S	RHS-764-100ML
THOMSON'S STAIN – 250ML	250ml	S	RHS-764-250ML
THOMSON'S STAIN – 500ML	500ml	S	RHS-764-500ML
TITAN YELLOW – 10G	10g	P	RHD-1955-10G
TITAN YELLOW – 25G	25g	P	RHD-1955-25G
TOLUIDINE BLUE (1% AQUEOUS) – 100ML	100ml	S	RHS-765-100ML
TOLUIDINE BLUE (1% AQUEOUS) – 250ML	250ml	S	RHS-765-250ML
TOLUIDINE BLUE (1% AQUEOUS) – 500ML	500ml	S	RHS-765-500ML
TOLUIDINE BLUE (PONDER) – 100ML	100ml	S	RHS-770-100ML
TOLUIDINE BLUE (PONDER) – 500ML	500ml	S	RHS-770-500ML
TOLUIDINE BLUE O – 10G	10g	P	RHD-1960-10G
TOLUIDINE BLUE O – 25G	25g	P	RHD-1960-25G
TRICHROME STAIN FOR MICROSPORIDIA – 100ML	100ml	S	RHS-776-100ML
TRICHROME STAIN FOR MICROSPORIDIA – 250ML	250ml	S	RHS-776-250ML
TRICHROME STAIN FOR MICROSPORIDIA – 500ML	500ml	S	RHS-776-500ML
TRICHROME STAIN FOR PROTOZOA (WHEATLEYS) – 100ML	100ml	S	RHS-775-100ML
TRICHROME STAIN FOR PROTOZOA (WHEATLEYS) – 250ML	250ml	S	RHS-775-250ML
TRICHROME STAIN FOR PROTOZOA (WHEATLEYS) – 500ML	500ml	S	RHS-775-500ML
TRICHROME STAIN KIT – MASSON	Kit	S	RHS-773-4 X 250ML
TRICHROME STAIN KIT – MASSON WITH Light Green Counterstain	Kit	S	RHS-773LG

## STAINS AND SPECIAL STAINS

Description	Unit Size	Powder/ Solution	Part No.
<b>U</b>			
TROPAEOLIN O – 10G	10g	P	RHD-1965-10G
TROPAEOLIN O – 25G	25g	P	RHD-1965-25G
TRYPAN BLUE – 100G	100g	P	RHD-1970-100G
TRYPAN BLUE – 10G	10g	P	RHD-1970-10G
TRYPAN BLUE – 25G	25g	P	RHD-1970-25G
URANIN – 10G	10g	P	RHD-1980-10G
URANIN – 25G	25g	P	RHD-1980-25G
URANIN – 100G	100g	P	RHD-1980-100G



## STAINS AND SPECIAL STAINS

Description	Unit Size	Powder/ Solution	Part No.
<b>V</b>			
VAN GIESON STAIN – 100ML	100ml	S	RHS-780-100ML
VAN GIESON STAIN – 500ML	500ml	S	RHS-780-500ML
VARIAMINE BLUE B – 10G	10g	P	RHD-1985-10G
VICTORIA BLUE 4R – 10G	10g	P	RHD-1995-10G
VICTORIA BLUE 4R – 25G	25g	P	RHD-1995-25G
VICTORIA BLUE B – 10G	10g	P	RHD-1990-10G
VICTORIA BLUE B – 25G	25g	P	RHD-1990-25G
VICTORIA BLUE B – 100G	100g	P	RHD-1990-100G
VON KOSSA STAIN PACK FOR CALCIUM SALTS	Pack	S	RHS-783-2 X 100ML
<b>W</b>			
WATER BLUE 6B EXTRA P – 10G	10g	P	RHD-2000-10G
WATER BLUE 6B EXTRA P – 25G	25g	P	RHD-2000-25G
WRIGHT'S STAIN – 10G	10g	P	RHD-2005-10G
WRIGHT'S STAIN – 25G	25g	P	RHD-2005-25G
WRIGHT'S STAIN – 100G	100g	P	RHD-2005-100G
WRIGHT'S STAIN (MODIFIED) – 100ML	100ml	S	RHS-785-100ML
WRIGHT'S STAIN (MODIFIED) – 250ML	250ml	S	RHS-785-250ML
WRIGHT'S STAIN (MODIFIED) – 500ML	500ml	S	RHS-785-500ML
WRIGHT'S STAIN (MODIFIED) – 1L	1 Litre	S	RHS-785-1L
<b>X</b>			
XYLENE CYANOL – 10G	10g	P	RHD-2010-10G
XYLENE CYANOL – 25G	25g	P	RHD-2010-25G
XYLENE CYANOL – 100G	100g	P	RHD-2010-100G
<b>Z</b>			
ZN COLD KINYOUN STAIN PACK – 3 x 250ml	Pack	S	RHS-805-250ML
ZN DECOLOURISER (ACID ALCOHOL)	250ml	S	RHS-787-250ML
ZN DECOLOURISER (ACID ALCOHOL)	500ml	S	RHS-787-500ML
ZN DECOLOURISER (ACID ALCOHOL)	1 Litre	S	RHS-787-1L
ZN PACK STANDARD	Pack	S	RHS-810-3 X 250ML







# MOUNTING MEDIA

CellPath offer a selection of mounting media to accommodate manual and automatic coverslipping.

passionate **people...**



Brian Reid  
Sales Manager

pioneering **processes...**



practical **products**





## PERTEX™ / DPX Mounting Media

- Fast drying for rapid results
- Neutral and colourless
- Well proven formulation
- Long-term stability

All mountants have long-term storage qualities. Slides exhibit minimal discolouration or drying back. Supplied in a wide neck, tamper-evident unbreakable PET bottle. The 250ml bottle fits directly into Leica Cover Slipping equipment.

Each pack includes an MSDS.

Each product has a shelf life 2 years.

### Pertex

- Pertex has proven long term storage qualities. Slides exhibit minimal discolouration or drying back
- Low viscosity formulation ideal for automatic cover slipping instruments
- Exceptionally fast drying

### DPX

- Modification of classical Lendrum formulation ideal for routine use
- Slides exhibit minimal discolouration or drying back

### PERTEX™ / DPX Mounting Media

Part No.	Description	Unit Size	Refractive Indices
SEA-0100-00A	PERTEX MOUNTING MEDIUM – 1L	l	1.492 @ 20°C when wet
SEA-0104-00A	PERTEX MOUNTING MEDIUM – 4 x 250ml	l	1.492 @ 20°C when wet
SEA-0302-00A	DPX MOUNTING MEDIUM – 1L	l	1.492 @ 20°C when wet
SEA-0304-00A	DPX MOUNTING MEDIUM – 4 x 250ml	l	1.492 @ 20°C when wet





# LABELLING

Slide labelling has been made easier in recent times by the use of colour-coat slides. Although there are several slide writers available there are still occasions when a paper label is the only solution. For frosted slides there are diamond pencils, permanent marker pens or a hand engraver.

passionate people...



Lynsey Evans  
Customer Care

pioneering processes...



practical products





## CELLMARK Pens

- Smearproof
- Odourless
- Waterproof

CellMark pens have an ultra fine tip that leaves a permanent mark on slides, cassettes and most other laboratory plastics. The permanent ink of the CellMark Pen is smear proof, waterproof and odourless. It is resistant to most laboratory chemicals and does not readily dry out. Store in horizontal position.

CellPath recommends testing all pens prior to actual routine use.

### CELLMARK Pens

Part No.	Description	Unit Size
MEA-0500-51A	CELLMARK PEN – BLACK	12



## CELLMARK Diamond Pencils

- Plastic or wooden handled
- Suitable for most laboratory glass

The Diamond pencil will scribe information on to most laboratory glass surfaces and can also be used for weakening glass vials prior to breaking. These pencils are available with either a plastic or wooden handle.

### CELLMARK Diamond Pencils

Part No.	Description	Unit Size
MEA-0300-00A	DIAMOND PENCIL – PLASTIC HANDLE	1

## CELLMARK Pencil

CellMark 2B pencil for use when marking frosted end and twin frost slides. Finished in a red coating and supplied as a pack of 144 pencils.

### CELLMARK Pencil

Part No.	Description	Unit Size
MEA-2B00-24A	CELLPATH PENCIL – RED	144



## CELLMARK Electric Engraver

- Two tip sizes available
- Complete kit

This comprehensive, easy to use Slide Engraver kit contains Engraving pen, plug in transformer, 1 diamond bit and 2 grinding stones, 2 stencils for glass engraving and handy carry and storage case.

### CELLMARK Electric Engraver

Part No.	Description	Unit Size
MEA-0100-00A	SLIDE ENGRAVER + TRANSFORMER	1
MEA-9900-00A	DIAMOND TIP FOR SLIDE ENGRAVER	1

### Slide Labels

UCS-0100-03A	SLIDE LABELS SELF ADHESIVE – PLAIN WHITE – 19x25mm	1000
--------------	--	------





# ARCHIVING & STORAGE

The storage of blocks, slides, documents and in some situations unfrozen specimens is a constantly growing issue for all Pathology Laboratories. From short term and temporary storage of blocks and slides within the laboratory to a customised off-site archiving and retrieval service, CellNass, the archiving and storage division of CellPath is a unique service, please see page 125 for further information.

passionate **people...**



Izabela Zakrzewska  
Warehouse

pioneering **processes...**



Jason Edwards  
Team Leader

practical **products**







## SLIDERITE™ 5 Microscope Slide Mailer

- Economical
- Tough and durable construction
- Positive lid closure ensures safe transit
- Integral dividers ensures slides cannot touch
- Polypropylene box provides shatterproof slide protection

This internationally popular design offers a very economical solution to the requirement of mailing up to five slides at one time.

SlideRite 5 is manufactured from high grade polypropylene ensuring consistent quality and cost (can be sterilised).

Designed to protect 76mm x 26mm microscope slides from 0.8mm to 1.2mm thick.

SlideRite 5 is approved by a number of OEM's for an increasing number of proprietary diagnostic kits.

On request SlideRite 5 can be customised to include a logo and moulded in a corporate colour.

### SLIDERITE™ 5 Microscope Slide Mailer

Part No.	Description	Unit Size
BCR-0100-02A	SLIDERITE I MAILER	100
BCS-0103-02A	SLIDERITE II MAILER	100
BCB-0503-02A	SLIDERITE 2-4 MAILER	100
BCB-0103-02A	SLIDERITE 5 MAILER	100



## CARDBOARD SLIDE MAILERS

- Economical
- Re-usable
- Tough and durable

These robust cardboard mailers are constructed from a one-piece moulding that provides a high level of protection for 1, 2 or 4 slides. These mailers are also available for Mega and SupaMega slides.

### CARDBOARD SLIDE MAILERS

Part No.	Description	Unit Size
WEX-0100-01A	SLIDERITE 1 – CARDBOARD MAILER	10
WEX-0200-01A	SLIDERITE 2 – CARDBOARD MAILER	10
WEX-0300-01A	SLIDERITE 4 – CARDBOARD MAILER	10
WEX-0400-01A	SLIDERITE MEGA SLIDE – CARDBOARD MAILER	10
WEX-0500-01A	SLIDERITE SUPA MEGA SLIDE – CARDBOARD MAILER	10

## FILOSLIDE™ 10/20 Cardboard Slide Trays

- 360-degree cover flap fold back saves your working space
- Range of colours to assist you in team resource allocation
- Thumb groove for easy removal of slides
- Trays can be used repeatedly to reduce your costs

The FiloSlide 10 and 20 feature a useful 360-degree cover flap, which neatly folds back to save working space. An index reference is included on the flap and a recessed well on the inside flap prevents damp slides from sticking to the board. The FiloSlide 10 Tray, which measures 335mm x 102mm, has a single column of 10 and the FiloSlide 20 Tray, measures 335 mm x 205mm, are arranged in two columns of 10. Each slide has its own easy release compartment, which is individually numbered.

Both the FiloSlide 10 and 20 Trays are available in six colours – black, white, yellow, blue, green and red – which allow laboratories to colour code different types of workload or different applications. Constructed from solid board.



### FILOSLIDE™ 10/20 Cardboard Slide Trays


Part No.	Description	Colour	Unit Size
WEX-1101-01A	FILOSLIDE 10 SLIDE TRAY – BLACK CARDBOARD	●	10
WEX-1102-01A	FILOSLIDE 10 SLIDE TRAY – WHITE CARDBOARD	○	10
WEX-1104-01A	FILOSLIDE 10 SLIDE TRAY – GREEN CARDBOARD	●	10
WEX-1106-01A	FILOSLIDE 10 SLIDE TRAY – BLUE CARDBOARD	●	10
WEX-1109-01A	FILOSLIDE 10 SLIDE TRAY – YELLOW CARDBOARD	●	10
WEX-1110-01A	FILOSLIDE 10 SLIDE TRAY – RED CARDBOARD	●	10
WEX-2001-01A	FILOSLIDE 20 SLIDE TRAY – BLACK CARDBOARD	●	10
WEX-2002-01A	FILOSLIDE 20 SLIDE TRAY – WHITE CARDBOARD	○	10
WEX-2004-01A	FILOSLIDE 20 SLIDE TRAY – GREEN CARDBOARD	●	10
WEX-2006-01A	FILOSLIDE 20 SLIDE TRAY – BLUE CARDBOARD	●	10
WEX-2009-01A	FILOSLIDE 20 SLIDE TRAY – YELLOW CARDBOARD	●	10
WEX-2010-01A	FILOSLIDE 20 SLIDE TRAY – RED CARDBOARD	●	10

**FILOSLIDE™**  
**Reusable Cardboard Slide Trays**

- Economical
- Re-usable
- Tough and durable

These economical trays are constructed from solid board.

A variety of conventional 9 and 24 slide trays together with unique bespoke products produced at customer requests.



**FILOSLIDE™ Reusable Cardboard Slide Trays**

Part No.	Description	Unit Size
WEX-1000-08A	9 SLIDE TRAY – CARDBOARD	25
WEX-2400-01A	24 SLIDE TRAY – CARDBOARD	10
WEZ-0100-01A	FILOSLIDE TRAY – CROSSHOUSE	10
WEZ-0200-01A	FILOSLIDE TRAY – SWISSBREWNER	10

**FILOSLIDE™ BOXES**  
**Plastic Slide Box**

- Cost effective solution to slide storage
- Colour range



These sturdy FiloSlide plastic boxes offer safe and cost-effective microscope slide storage. They may be stacked for easy storage and feature a snap closure that seals out dust and dirt. Splash proof with an index card included for easy specimen identification. Double hinged lid which prevents the lid becoming lost or broken.

The plastic FiloSlide Boxes are colour coded and available in four different sizes capable of storing 12, 25, 50 and 100 slides. Supplied in black, white, blue, orange and red to help the colour coding of different applications, the boxes are available individually.

**FILOSLIDE™ BOXES Plastic Slide Box**

Part No.	Description	Colour	Unit Size
WEQ-0201-00A	FILOSLIDE 25 BOX – BLACK	●	
WEQ-0206-00A	FILOSLIDE 25 BOX – BLUE	●	
WEQ-0207-00A	FILOSLIDE 25 BOX – ORANGE	●	
WEQ-0210-00A	FILOSLIDE 25 BOX – RED	●	
WEQ-0202-00A	FILOSLIDE 25 BOX – WHITE	○	
WEQ-0301-00A	FILOSLIDE 50 BOX – BLACK	●	
WEQ-0306-00A	FILOSLIDE 50 BOX – BLUE	●	
WEQ-0307-00A	FILOSLIDE 50 BOX – ORANGE	●	
WEQ-0310-00A	FILOSLIDE 50 BOX – RED	●	
WEQ-0302-00A	FILOSLIDE 50 BOX – WHITE	○	
WEQ-0401-00A	FILOSLIDE 100 BOX – BLACK	●	
WEQ-0406-00A	FILOSLIDE 100 BOX – BLUE	●	
WEQ-0407-00A	FILOSLIDE 100 BOX – ORANGE	●	
WEQ-0410-00A	FILOSLIDE 100 BOX – RED	●	
WEQ-0402-00A	FILOSLIDE 100 BOX – WHITE	○	





# Dedicated archiving management for pathology

## The archiving solution for Cellular Pathology Laboratories

- Storage Space has become a burning issue for Pathology departments throughout the private and public healthcare sectors.
- Pathology material, blocks and slides, wet tissue, record cards and reports all have to be stored for set periods of time.
- Store and retrieve needs use valuable technician resources.

### Talk to the experts

The CellNass team are trained to the highest standard and are able to assist in many ways to reduce the ever increasing storage need. From initial survey through to recording, packing, collecting and storing we have the experience and the know how to give you confidence that your material is safe with us. The archive store is HTA licenced.

**CellNass, the cost effective and secure archive management solution for...**

- Microscope slides • Tissue blocks • Wet samples / specimens
- Museum specimens • Paper & reports



Cellnass is a division of CellPath Limited.

**For more information or to request a brochure please call 0800 6121 383 or email [sales@cellpath.co.uk](mailto:sales@cellpath.co.uk)**




## FILOSLIDE™ POSTAL BOXES

### Cloth Covered Slide Boxes

- Robust
- Reuseable

FiloSlide Postal Boxes constructed from solid board have a cloth covered outer with a separate lid and internal wooden slide racks. The boxes are robust and can be used repeatedly to reduce your costs. Available in 8 different sizes in green/grey combination. The boxes are available individually.



### FILOSLIDE™ POSTAL BOXES Cloth Covered Slide Boxes

Part No.	Description	Unit Size
WET-0100-00A	FILOSLIDE POSTAL BOX – 2 SLIDES	
WET-0200-00A	FILOSLIDE POSTAL BOX – 3 SLIDES	
WET-0300-00A	FILOSLIDE POSTAL BOX – 4 SLIDES	
WET-0400-00A	FILOSLIDE POSTAL BOX – 6 SLIDES	
WET-0500-00A	FILOSLIDE POSTAL BOX – 12 SLIDES	
WET-0600-00A	FILOSLIDE POSTAL BOX – 18 SLIDES	
WET-0700-00A	FILOSLIDE POSTAL BOX – 25 SLIDES	
WET-0800-00A	FILOSLIDE POSTAL BOX – 50 SLIDES	
WET-0900-00A	FILOSLIDE POSTAL BOX – 100 SLIDES	

## HIQA™ FILOSLIDE™ BOXES

### Slide Wooden Storage Boxes

- High quality wood
- Lock fastenings

High quality FiloSlide wooden Microscope boxes with cloth hinge and internal wooden slide rack. A tight closing lid and snap-lock brass look fastenings ensures slides are kept dust and dirt free making them ideal for storage. An index reference is included on the lid and next to each compartment. Available in black or polished wood and in sizes to hold 50 or 100 slides. The boxes are available individually.



### HIQA™ FILOSLIDE™ BOXES Slide Wooden Storage Boxes

Part No.	Description	Unit Size
WET-4000-00A	HIQA FILOSLIDE 50 BOX – BLACK	
WET-4100-00A	HIQA FILOSLIDE 100 BOX – BLACK	
WET-5000-00A	HIQA FILOSLIDE 50 BOX – BOOK FORM	
WET-5100-00A	HIQA FILOSLIDE 100 BOX – BOOK FORM	
WET-6000-00A	HIQA FILOSLIDE 50 BOX – POLISHED WOOD	
WET-6100-00A	HIQA FILOSLIDE 100 BOX – POLISHED WOOD	

## FILOSLIDE™ 4, 5, 6

### Plastic Slide Wallet

- Colour coded index cards (FiloSlide 6 only)
- Superior slide protection
- Document wallet on reverse to store paperwork
- Easy to use

The FiloSlide's Wallet is ideal for building reference/teaching sets of slides.

The FiloSlide 4 slide wallet has 4 microscope slide pockets and one document pocket (103 x 153mm). A cost saving combination pack of 100 wallets and one FiloSlide cabinet is also available.

FiloSlide 5 is similar to the FiloSlide 4 and is also available in a cost-saving FiloSlide combination pack of 100 wallets and one FiloSlide cabinet.

The FiloSlide 6 Slide wallet has six microscope slide pockets and one document pocket (220 x 150mm) and one index pocket. Each pack of 10 FiloSlide 6 wallets is supplied with 50 colour coded index cards (10 each of red, blue, green, white, yellow). A cost saving combination pack of 150 wallets and one FiloSlide cabinet is available.

FiloSlide 4, 5, 6 Wallets are all manufactured from clear flexible plastic.

Up to 150 FiloSlide 6 can be stored in FiloSlide cabinet.

## FILOSLIDE™ CABINET

### Slide Storage


- Stackable
- Convenient portable size
- For use with all CellPath FiloSlide wallets

The FiloSlide cabinet is ideal for building reference/teaching sets of slides. The cabinet is a convenient portable size and is stackable.

The face of the FiloSlide cabinet is set at a slight angle – The angle serves as a handle to the drawer and also makes it easier to read information displayed.

The FiloSlide cabinets are manufactured from corrosion-protected steel.

The cabinets have a single, large sliding drawer fitted with a safety stop to prevent accidental removal and integral handle. Steel inserts divide the drawer into as many as six compartments if required.



### FILOSLIDE™ 4, 5, 6 Plastic Slide Wallet

Part No.	Description	Unit Size
WEC-1000-00A	FILOSLIDE 4 PACK (CABINET + 100 WALLETS)	1
WEC-0203-02A	FILOSLIDE 4 WALLET	100
WED-9900-00A	FILOSLIDE 5 PACK (CABINET + 100 WALLETS)	1
WED-0100-01A	FILOSLIDE 5 WALLET	10
WEP-9902-00A	FILOSLIDE 6 PACK (CABINET + 150 WALLETS)	1
WEP-0603-09A	FILOSLIDE 6 WALLET – TOP UP PACK	50
WEP-0603-01A	FILOSLIDE 6 WALLET + INDEX STRIPS	10
WEP-9910-00A	FILOSLIDE CABINET – GOOSEWING GREY	1
WEP-0100-00A	FILOSLIDE INDEX SET ASSORTED	1

## BOXES – QUICK GUIDE TO CHOOSING YOUR ARCHIVING BOX

Description	Slides	Blocks	Supermega	Mega Blocks	Cardboard Box	Flat-Pack/Assembled	Average Capacity
BLOCSTOR 5		•			•	•	220 B
BLOCSTOR 5H		•			•	•	220 B
BLOCSTOR 6		•			•	•	230 B
BLOCSTOR 7		•			•	•	310 B
BLOCSTOR 9		•			•	•	400 B
BLOCSTOR 12		•			•	•	460 B
BLOCSTOR 3 SUPAMEGA		•	•	•	•	•	70 B
BLOCFILE 1 - 320MM		•			•	•	220 B
BLOCFILE 1 - 400MM		•			•	•	280 B
BLOCFILE 1 - 400MM SUPAMEGA			•	•	•	•	55 B
OMNISTOR BLUBOX	•	•			EPS		370 B 1860 S
OMNISTOR 4	•	•	•	•	•	•	420 B 1400 S
ECOSLIDE 1000	•				•	•	1000 S
ECOSLIDE 1300	•				•	•	1300 S
SLIDE BOX + SLEEVE SMALL	•				•	•	790 S
SLIDE BOX + SLEEVE LARGE	•				•	•	1300 S

Please note all block capacities are based upon 1cm (5mm cassette 5mm block). Boxes for storing SupaMega cassettes are based upon an unblocked 15mm SupaMega cassette. Slide capacities are based upon mounted, microscope slide capacities. All capacities are an approximation. B = Blocks, S = Microscope Slides.



## BLOCSTOR™

### Tissue Block Storage

- Supplied assembled or flat-packed
- Varied range of sizes available to ensure best fit for your storage area
- Made from recycled material
- Bespoke boxes available at customers request
- Cost efficient archive and storage

The BlocStor range of tissue block storage products is manufactured from recycled fibreboard. All boxes are designed for strength and rigidity and is designed for the long term archiving of tissue blocks.

Designed for maximum utilisation of storage space, BlocStor is available in a range of standard sizes or can be custom designed to meet individual laboratory requirements.

Every BlocStor is supplied with a pre-printed archive label for clear identification and rapid retrieval. BlocStor boxes are available flat-packed for efficient use of your space. With the exception of BlocStor 5H, tissue blocks are stored vertically.

The BlocStor 5H has been designed especially for laboratories marking the specimen identification codes on the longer side of tissue processing cassettes. Tissue blocks are stored on their sides in 5 channels so that the codes are clearly visible and easily relocated when required.

### BLOCSTOR™ Tissue Block Storage

Part No.	Description	Average Capacity	Unit Size	Dimensions (L x W x H)
WCB-0100-01A	BLOCSTOR 5	220	10	445 x 170 x 50mm
WCB-0100-08F	BLOCSTOR 5 (FLATPACK)	220	25	445 x 170 x 50mm
WCB-0200-00A	BLOCSTOR 5H	220	1	430 x 235 x 35mm
WCB-0200-08F	BLOCSTOR 5H (FLATPACK)	220	25	430 x 235 x 35mm
WCB-0300-00A	BLOCSTOR 5V	220	1	430 x 235 x 50mm
WCB-0300-08F	BLOCSTOR 5V (FLATPACK)	220	25	430 x 235 x 50mm
WCB-0306-00A	BLOCSTOR 6	230	1	395 x 200 x 50mm
WCB-0306-08F	BLOCSTOR 6 (FLATPACK)	230	25	395 x 200 x 50mm
WCB-0400-01A	BLOCSTOR 7	310	10	455 x 225 x 50mm
WCB-0400-08F	BLOCSTOR 7 (FLATPACK)	310	25	455 x 225 x 50mm
WCB-0409-01A	BLOCSTOR 9	400	10	450 x 295 x 50mm
WCB-0409-08F	BLOCSTOR 9 (FLATPACK)	400	25	450 x 295 x 50mm
WCB-0412-01A	BLOCSTOR 12	460	10	395 x 300 x 50mm
WCB-0412-08F	BLOCSTOR 12 (FLATPACK)	460	25	395 x 300 x 50mm
WCB-0500-00A	BLOCSTOR 3 SUPA MEGA CASSETTE	460	1	395 x 240 x 95mm
WCB-0500-01A	BLOCSTOR 3 SUPA MEGA CASSETTE	70	10	395 x 240 x 95mm
WCB-0500-08F	BLOCSTOR 3 SUPA MEGA CASSETTE (FLATPACK)	70	25	395 x 240 x 95mm





## BLOCFILE™ I Tissue Block Filing

- Supplied assembled or flat-packed
- Made from recycled material
- Drawer system for easy access
- Stackable to save bench space

BlocFile I is a drawer system for block storage. Manufactured from high-density fibreboard for strength, rigidity and durability.

The BlocFile system offers an economical solution to the problem of tissue block storage.

BlocFile I can be supplied flat-packed or ready assembled.

### BLOCFILE™ I Tissue Block Filing

Part No.	Description	Average Capacity Blocks	Unit Size	Dimensions (L x W x H)
WCB-1000-01A	BLOCFILE I – 320mm DEEP	220	10	325 x 240 x 60mm
WCB-1000-08F	BLOCFILE I – 320mm DEEP (FLATPACK)	220	25	325 x 240 x 60mm
WCB-1040-01A	BLOCFILE I – 400mm DEEP	280	10	400 x 245 x 60mm
WCB-1040-08F	BLOCFILE I – 400mm DEEP (FLATPACK)	280	25	400 x 245 x 60mm
WCB-1100-00A	BLOCFILE I – 400mm DEEP SUPA MEGA CASSETTE	80	1	400 x 240 x 95mm
WCB-1100-08F	BLOCFILE I – 400mm DEEP SUPA MEGA CASSETTE (FLATPACK)	80	25	400 x 240 x 95mm



## ECOSLIDE™ 1000/1300 Microscope Slide Storage

- Supplied assembled or flat-packed
- Two sizes for best fit for your shelves
- Made from recycled material
- Bespoke boxes available at customers request
- Cost efficient archive and storage

EcoSlide provides a cost effective solution to the long-term storage of microscope slides. Slides are stored in five rows separated by full height dividers. The box and integral hinged lid are manufactured from high strength board for rigidity and durability.

EcoSlide is strong enough to enable boxes to be stacked on top of each other (maximum 5). Contents can be marked on the end of each box. Both boxes are available flat-packed or ready assembled.

Every EcoSlide is supplied with pre-printed archive label for clear identification and rapid retrieval.

### ECOSLIDE™ 1000/1300 Microscope Slide Storage

Part No.	Description	Average Capacity Slides	Unit Size	Dimensions (L x W x H)
WES-0100-01A	ECOSLIDE 1000	1000	10	305 x 105 x 85mm
WES-0100-08F	ECOSLIDE 1000 (FLATPACK)	1000	25	305 x 105 x 85mm
WES-0110-01A	ECOSLIDE 1300 – DEEP	1300	10	400 x 155 x 85mm
WES-0110-08F	ECOSLIDE 1300 – DEEP (FLATPACK)	1300	25	400 x 155 x 85mm

## SLIDE BOX

- Supplied assembled or flat-packed
- Choice of white or brown
- Made from recycled material
- Bespoke boxes available at customers request
- Cost efficient archive and storage

The robust cardboard Slide box is suitable for archiving of slides. The boxes are available individually assembled or in 25's flat packed.



## SLIDE BOX

Part No.	Description	Average Capacity Slides	Unit Size	Dimensions (L x W x H)
WES-0600-00A	SMALL SLIDE BOX + SLEEVE – BROWN	790	1	240 x 215 x 85mm
WES-0600-08F	SMALL SLIDE BOX + SLEEVE (FLATPACK) – BROWN	790	25	240 x 215 x 85mm
WES-0700-00A	LARGE SLIDE BOX + SLEEVE – BROWN	1300	1	340 x 237 x 87mm
WES-0700-08F	LARGE SLIDE BOX + SLEEVE (FLATPACK) – BROWN	1300	25	340 x 237 x 87mm
WES-0800-00A	SMALL SLIDE BOX + SLEEVE – WHITE	790	1	240 x 215 x 85mm
WES-0800-08F	SMALL SLIDE BOX + SLEEVE (FLATPACK) – WHITE	790	25	240 x 215 x 85mm
WES-0900-00A	LARGE SLIDE BOX + SLEEVE – WHITE	1300	1	340 x 237 x 87mm
WES-0900-08F	LARGE SLIDE BOX + SLEEVE (FLATPACK) – WHITE	1300	25	340 x 237 x 87mm

## OMNISTOR™ BLUBOX Block and Slide Storage Tray

- Vermin proof
- Unique long term proven design
- Stores tissue blocks or microscope slides
- Fire retardant

Since its introduction in the early 1980's, the BluBox system has established itself as a substantial cost saving method to archiving tissue blocks or microscope slides.


The OmniStor BluBox when used in conjunction with the OmniStor 2 offers a cost effective solution for storage of either blocks or slides – once full the BluBox can simply be removed from the cabinet, archived onto cost efficient RacStor shelving and into the metal cabinet.

Considerable cost savings can be made as there is no longer any need to make substantial investment in additional cabinets, you only need to purchase a new BluBox. Your laboratory personnel will not have to waste time decanting slides and blocks from metal cabinets into archive boxes, which means they have more time to carry out more important tasks.

The BluBox system is manufactured from high-density polystyrene to an exacting standard, offering lightweight, strength, rigidity, moisture resistance and fire retardant materials.

When used to store tissue blocks, BluBox trays interlock and stack on top of each other. When used to store microscope slides, one BluBox tray is inverted to form an interlocking lid, protecting the slides from both dust and daylight.

The BluBox can be used on its own or together with OmniStor 2 (see page 118) cabinets and RacStor 6 modular shelving system (see page 123).



## OMNISTOR™ BLUBOX Block and Slide Storage Tray

Part No.	Description	Average Capacity	Unit Size	Dimensions (L x W x H)
WEA-0106-00A	OMNISTOR BLUBOX – 2 PIECES WITH LABEL	1500 slides 460 blocks	1	450 x 225 x 65mm
WEA-0106-01A	OMNISTOR BLUBOX – 2 PIECES WITH LABEL	1500 slides 460 blocks	10	450 x 225 x 65mm
WEA-0200-00A	OMNISTOR BLUBOX OUTER SLEEVE		1	–
WEA-1000-00A	OMNISTOR SPACER SPRING		1	–

## OMNISTOR™ 4 Block and Slide Storage

- Flexible storage will store conventional, Mega and SupaMega blocks and slides
- Choice of brown or orange
- Cost efficient archive and storage
- Supplied assembled or flat-packed

Made from corrugated cardboard, the new OmniStor 4 is an all in one storage unit supplied in two versions – Standard in flat packs of 25 or ready assembled in singles and the Superior option ready assembled in singles in high visibility orange varnish.

The OmniStor 4 is supplied with four drawers, each capable of housing 88 unmounted System II processing cassettes or 500 standard microscope slides without cover slips.

The real strength of this product is its modular nature, which allows it to store blocks and slides either separately or together in the same unit for the first time. By removing the central drawer divider, the OmniStor 4 will also store super mega blocks and super mega slides.

If required, the OmniStor 4 can house an extra four drawers for the storage of standard System II processing cassettes or products of the same size. Separate drawer packs are supplied by CellPath.

Once full the unit, which is designed to stack, can be secured with a tamper-evident seal and archived off-site, freeing up space in the laboratory or archive.

A cost effective alternative to metal cabinets, the OmniStor 4 is suitable for laboratories and archive stores. Overall size for the product is 110mm high x 305mm wide x 290mm deep.



### OMNISTOR™ 4 Block and Slide Storage

Part No.	Description	Average Capacity	Unit Size	Dimensions (L x W x H)
WEA-0700-00A	OMNISTOR 4 STANDARD	420 blocks 14000 slides	1	290 x 305 x 110mm
WEA-0700-01A	OMNISTOR 4 STANDARD	420 blocks 14000 slides	10	290 x 305 x 110mm
WEA-0700-08F	OMNISTOR 4 STANDARD (FLATPACK)	420 blocks 14000 slides	25	290 x 305 x 110mm
WEA-0800-00A	OMNISTOR 4 SUPERIOR	420 blocks 14000 slides	1	290 x 305 x 110mm
WEA-0800-01A	OMNISTOR 4 SUPERIOR	420 blocks 14000 slides	10	290 x 305 x 110mm
WEA-0900-07A	OMNISTOR 4 DRAWER PACK	420 blocks 14000 slides	20	290 x 305 x 110mm

## CABINETS – QUICK GUIDE TO CHOOSING YOUR ARCHIVING CABINETS

Description	Archiving for Slides	Archiving for Blocks	Archiving for Supamega	Average Capacity
OMNISTOR 2	●	●		920 B / 3000 S Use a Blubox or Blocstor 7
OMNISTOR 15	●			4500
OMNISTOR SUPAMEGA CABINET	●	●	●	160 B / 1800 S
FILOSLIDE 6 CABINET	●			150 Filoslide Wallets

Please note all block capacities are based upon 1cm (5mm cassette 5mm block). Boxes for storing SupaMega cassettes are based upon an unblocked 15mm SupaMega cassette. Slide capacities are based upon mounted, microscope slide capacities. All capacities are an approximation. B = Blocks, S = Microscope Slides.

### OMNISTOR™ 2 Block and Slide Storage Cabinet

- Compatible with 48 x 48cm systems
- “EasyLock” system for stacking cabinets
- Supplied with OmniStor ‘T-Cards’
- Safe integral handles
- Slide or block storage
- Supplied complete with Bluebox

The OmniStor 2 Cabinet is specifically designed for using in conjunction with BluBox (supplied) and BlocStor 7 (see page 115).

The major benefit of this innovative concept is that it eliminates the need for substantial investment in additional cabinets by using the low cost archive boxes for long-term storage.

In this way blocks or slides can be easily filed and re-accessed whenever required with minimum change to laboratory procedure. When regular referral is no longer necessary, the boxes can be simply lifted out of the drawers and transferred onto our cost effective RacStor shelving system or similar.

The OmniStor 2 in common with other cabinets in the range, are manufactured from corrosion-protected steel. All cabinets feature a safe angled drawer front that serves as the handle and makes it easier to read the identification labels.

The OmniStor 2 now incorporates the new “EasyLock” system essential when stacking cabinets. The “EasyLock” system allows secure locating of stacked cabinets without the removal of cabinet drawers, screw plates and fixings. Just simply slide and lock your cabinets on top of one another. This new and easy mechanism for safely stacking cabinets is available on the complete OmniStor range.

Each drawer has a built in safety stop to prevent accidental removal.



### OMNISTOR™ 2 Block and Slide Storage Cabinet

Part No.	Description	Colour	Unit Size	Dimensions (L x W x H)
WEA-0205-00B	OMNISTOR 2 BLOCK/SLIDE CABINET – GREY	○	I	484 x 484 x 140mm
WEA-0206-00A	OMNISTOR 2 BLOCK/SLIDE CABINET – BLUE	●	I	484 x 484 x 140mm



## OMNISTOR™ SUPAMEGA CABINET

### SupaMega Block and Slide Storage

- Compatible with 48 x 48cm systems
- “Easylock” system for stacking cabinets
- Safe integral handles
- Supplied with OmniStor ‘T Cards’

Now you can store your SupaMega blocks or slides in the same metal cabinet as your routine blocks or slides. We have added a versatile new product to CellPath’s successful archiving range for histology and cytology tissue blocks and slides.



OmniStor SupaMega cabinets are manufactured from corrosion-protected steel. Safe angled drawer fronts serve as the handles and make it easier to read the identification labels. Each draw has a built in safety stop to prevent accidental removal.

The OmniStor SupaMega is supplied with 1 standard sized drawer and 7 SupaMega sized drawers, each capable of housing 23 SupaMega processing cassettes or 257 SupaMega un-mounted microscope slides.

The real strength of this product is its modular nature, which allows the storage of SupaMega blocks and slides either separately or together in the same metal cabinet for the first time. This product can be provided as either individual drawers to replace two of the standard slide drawers in your OmniStor 15 cabinet, or as a unit with 7 drawers already in place. These drawers are fully interchangeable.

The OmniStor SupaMega is suitable for laboratories and archive stores. Overall size for the product is 126mm high x 484mm wide x 484mm deep and is compatible with standard 48 x 48cm systems

The OmniStor SupaMega incorporates the new “EasyLock” system which allows secure locating of stacked cabinets without the removal of cabinet drawers, screw plates and fixings. Just simply slide and lock your cabinets on top of one another. This new and easy mechanism for safely stacking cabinets is available on the complete OmniStor range.

### OMNISTOR™ SUPAMEGA CABINET SupaMega Block and Slide Storage

Part No.	Description	Colour	Average Capacity	Unit Size	Dimensions (L x W x H)
WEA-1305-00B	OMNISTOR SUPA MEGA CABINET – GREY	○	160 blocks 1800 slides	1	484 x 484 x 126mm
WEA-1306-00A	OMNISTOR SUPA MEGA CABINET – BLUE	●	160 blocks 1800 slides	1	484 x 484 x 126mm

## OMNISTOR™ 15

### Slide Storage

- Compatible with standard 48 x 48cm systems
- “EasyLock” system for stacking cabinets
- Unique design provides a 7% increase in storage capacity
- Space saving

The OmniStor 15 cabinet has 15 drawers for filing 26 x 76mm microscope slides. This 15 drawer cabinet offers greater slide storage capacity than conventional 14 drawer cabinets – an improvement made possible by innovative design.



The OmniStor 15 cabinet has the same dimensions as a conventional 14 drawer slide cabinet, but has been redesigned so that the runner system is positioned at the bottom of the drawer rather than the side of the drawer. This enables an extra 15th drawer to be fitted to the cabinet. This is a 7% increase in storage capacity over standard 14 drawer slide cabinets.

OmniStor 15 cabinets are manufactured from corrosion-protected steel. Safe angled drawer fronts serve as the handles and make it easier to read the identification labels. Each draw has a built in safety stop to prevent accidental removal.

The OmniStor range now incorporates the new “EasyLock” system essential when stacking cabinets. The “EasyLock” system allows secure locating of stacked cabinets without the removal of cabinet drawers, screw plates and fixings. Just simply slide and lock your cabinets on top of one another. This new and easy mechanism for safely stacking cabinets is available on the complete OmniStor range.

### OMNISTOR™ 15 Slide Storage

Part No.	Description	Colour	Average Capacity	Unit Size	Dimensions (L x W x H)
WEA-1205-00B	OMNISTOR 15 SLIDE CABINET – GREY	○	4500	1	484 x 484 x 150mm
WEA-1206-00A	OMNISTOR 15 SLIDE CABINET – BLUE	●	4500	1	484 x 484 x 150mm



**OMNISTOR™  
Wheeled & Plinth Base**

- Heavy duty construction
- Supports up to 10 cabinets
- Static or wheeled options


The heavy duty OmniStor black metal static Base Plinth is compatible with all industry standard cabinets and capable of supporting up to 10 OmniStor cabinets.

The wheeled OmniStor plinth base allows cabinets to be moved from one location to another. Its wheels can be locked in position and is capable of supporting 10 OmniStor cabinets.

It is recommended for safety reasons that the OmniStor Plinth is used at the base of any floor-mounted stack of cabinets.

**OMNISTOR™ Wheeled & Plinth Base**

Part No.	Description	Unit Size
WEA-0501-00A	OMNISTOR BASE PLINTH – BLACK	1
WEA-0601-00A	OMNISTOR WHEELED BASE PLINTH – BLACK	1



**OMNISTOR™  
Filing Slip Pad**

- Compatible with all industry standard slide cabinets
- Available in two colours
- Perforated for ease of use
- Bespoke printing available

The OmniStor Filing Slip Pad is available in white or pink and is compatible with all industry standard slide cabinets. These slips are ideal for replacement of withdrawn slides and are available in booklets of 100 strips.

**OMNISTOR™ Filing Slip Pad**

Part No.	Description	Unit Size
WEA-1002-00A	OMNISTOR FILING SLIP PAD – WHITE	1
WEA-1008-00A	OMNISTOR FILING SLIP PAD – PINK	1

**OMNISTOR™  
T-Card**

- Unique design to maximise writing area
- Easy to use
- Bespoke colour available

The unique T-shape card replaces the standard oblong strip located on the front of the OmniStor drawers, giving you increased writing area.



**OMNISTOR™ T-Card**

Part No.	Description	Unit Size
WEA-1009-02A	OMNISTOR "T" CARD FILING STRIP – WHITE	100

## ECOSLIDE™ Cardboard Slide Wallet

- Made from durable rigid card
- Can be written on
- Economical
- Custom sizes available

EcoSlide cardboard slide wallets can be used to store slides awaiting examination or as a low cost wallet for long-term archiving.

Special sizes can also be manufactured for quantities of 10,000+.

EcoSlide 3 Wallets (125 x 75mm) with 20mm lip capacity 3 slides.

EcoSlide 4 Wallets (150 x 75mm) with 20mm lip capacity 4 slides.

EcoSlide 5 Wallets (200 x 125mm) with 20mm lip capacity 5 slides.

EcoSlide 6 Wallets (225 x 150mm) with 50mm lip capacity 6 slides.

EcoSlide 3 Box will store up to 150 EcoSlide 3 Wallets.

Bespoke wallets in different sizes and colours are available upon request.



## ECOSLIDE™ Cardboard Slide Wallet

Part No.	Description	Unit Size
WEW-3115-03A	ECOSLIDE 3 (125 x 75mm + 20mm LIP) – BROWN	1000
WES-0200-08F	ECOSLIDE 3 SLIDE WALLET STORAGE BOX (FLATPACK)	25
WES-0300-00A	ECOSLIDE 3 SLIDE WALLET STORAGE BOX + 100 WALLETS	1

## FILOSLIDE™ IO Microscope Slide Organiser

- Complete project binder system
- High quality presentation
- Easily transportable
- Easy to use



The FiloSlide IO System comprises 3 types of clear plastic wallet which can be inserted into the FiloSlide IO Ring Binder. This portable system is ideal for archiving, teaching or demonstration slide sets keeping all the relevant information in one file.

The FiloSlide IO Wallet has 10 microscope slide pockets, 2 document pockets (200 x 100mm) and 2 index pockets. Each pack of 10 wallets is supplied with 50 colour coded index cards, (10 each of red, blue, green, white and yellow). The Transparency Wallet holds up to fifteen 25mm transparencies. The Document wallet can be used to store paper up to A4 size.

All 3 wallets can be filed in the FiloSlide Ring Binder to create a comprehensive teaching/demonstration portfolio.

A cost saving project file is available comprising ring binder, 10 x 10 slide wallets, 2 x transparency wallets and 2 documents wallets.

## FILOSLIDE™ IO Microscope Slide Organiser

Part No.	Description	Unit Size
WEF-0102-00A	FILOSLIDE IO A4 BINDER – WHITE	1
WEF-0200-00A	FILOSLIDE IO 10 SLIDE WALLET	1
WEF-0200-01A	FILOSLIDE IO 10 SLIDE WALLET	10
WEF-0300-00A	FILOSLIDE IO 20 TRANSPARANCY WALLET	1
WEF-0300-01A	FILOSLIDE IO 20 TRANSPARENCY WALLET	10
WEF-0400-00A	FILOSLIDE IO A4 DOCUMENT WALLET	1
WEF-0400-01A	FILOSLIDE IO A4 DOCUMENT WALLET	10
WEF-0600-00A	FILOSLIDE IO PROJECT FILE	1



## NEUROSLIDE™ 21 Slide Wallet

- Variety of slide sizes can be stored
- Can be used with conventional suspension file cabinet
- Easy to use

Also available is a NeuroSlide 21 slide organiser wallet, which is a unique design, created following discussions with Queens Medical Centre, Nottingham. It enables a variety of sizes of slide to be stored – nine 76 x 76mm slides, six 50 x 76mm slides and six 26 x 76mm slides. The 76 x 76mm pocket can also be used to hold 35mm transparencies. The NeuroSlide 21 Wallet is supplied with a suspension bar to enable it to be stored in any conventional suspension file cabinet.

Overall size is 260 x 380mm.

### NEUROSLIDE™ 21 Slide Wallet

Part No.	Description	Unit Size
WEN-0100-00A	NEUROSLIDE 21	1
WEN-0100-01A	NEUROSLIDE 21 + SUSPENSION BAR	10



## ECOFILE™ Report Form Storage

- Economical and convenient, available as flat pack or pre-assembled
- Archiving of report cards and blood spot cards
- Extra strength cardboard to allow stacking of boxes
- Compatible with RacStor shelving (see page 124)

EcoFile provides an economical alternative for filing report cards or similar documents.

The internal dimensions of the box are 235 x 175 x 405mm that will hold approximately 1800 cards (calculation based on the HMR Single Part Cytology request forms).

EcoFile is manufactured in a high grade of board to provide extra strength and allow the drawer to be opened even if other EcoFiles are stacked on top (recommended maximum 3).

Stores A5 documents.

### ECOFILE™ Report Form Storage

Part No.	Description	Average Capacity	Unit Size	Dimensions (L x W x H)
WZF-0100-00A	ECOFILE	1800	1	45 x 250 x 195mm
WZF-0100-08F	ECOFILE (FLATPACKED)	1800	25	45 x 250 x 195mm
WZF-0300-00A	ECOFILE BLOODSPOT BOX		1	
WZF-0300-08F	ECOFILE BLOODSPOT BOX (FLATPACKED)		25	
WZF-0400-00A	ECOFILE BLOODSPOT BOX (WITHOUT HANDLE)		1	
WZF-0400-08F	ECOFILE BLOODSPOT BOX (FLATPACKED) (WITHOUT HANDLE)		25	



**RACSTOR™**  
**Modular Shelving System**

- Easily expandable system
- High capacity to cost ratio
- Strong and stable
- Easy to install
- Bespoke installations available

The RacStor 6 modular steel shelving system is designed for use with the BluBox, BlocStor 7 and other CellPath archiving products. The system also has many other applications.

All the components for the RacStor 6 system are exceptionally strong, well made and attractive for use in the laboratory or storage area. The RacStor 6 is quickly assembled and can be easily extended or repositioned.

Two standard RacStor 6 systems are available – a Starter Kit and an Extension kit. The Starter kit comprises 2 pairs of uprights, 6 shelves, 4 back panels, 1 kick plate, 1 set of fixings including a floor mounting plate. (NOT ALL ITEMS SHOWN IN PHOTOS) The Extension kit is identical except that there is only 1 pair of pre-assembled uprights.

Special units can be designed to meet individual requirements including mobile units for optimum space utilisation.

RacStor is available in a wide range of widths, heights and depths, so can adapt to any storage requirements. A RacStor 1.8m high x 1.0m wide x 0.5m deep will store up to 130,000 slides or up to 36,000 blocks.



(shown in a 4 shelf format)

**RACSTOR™ Modular Shelving System**

Part No.	Description	Unit Size	Dimensions (L x W x H)
WDA-0121-00A	RACSTOR 6 SINGLE STARTER UNIT - BUR/GREY	1	1000 x 500 x 1800mm
WDA-0221-00A	RACSTOR 6 SINGLE EXT UNIT - BUR/GREY	1	1000 x 500 x 1800mm
WDA-0321-00A	RACSTOR 6 SINGLE STARTER UNIT - BUR/GREY	1	1000 x 300 x 1800mm
WDA-0421-00A	RACSTOR 6 SINGLE EXT UNIT - BUR/GREY	1	1000 x 300 x 1800mm
WDA-1005-00A	RACSTOR 6 SHELVES GREY - 6 PACK	1	1000 x 500mm
WDA-1105-00A	RACSTOR 6 SHELVES GREY - 6 PACK	1	1000 x 300mm

# The CellNass archive management service

With modern healthcare delivery comes a challenge to keep costs down and operate a lean service whilst maintaining the required high standards expected. Budgetary constraints, staff shortages, regulatory policy and an ageing UK population have all added to the problem, leading to Healthcare Providers seeking help from industry. Issues arise in all disciplines, from diagnostics and treatment to site management and storage.



Storage may seem to be an insignificant factor but it is coming increasingly to the forefront as hospitals and NHS Trusts seek out space to provide much needed services within their site boundaries. A premium price is often commanded for space and using it for storage is very rarely cost-effective. It would make sense, therefore, to have an offsite low cost storage facility. Although this would appear simple on the surface there are some items that cannot be stored in 'standard' warehouses or storage units.

Closely associated to CellPath, the CellNass service is part of a very well established and respected consumables supplier dedicated to providing competitive priced, high quality materials. CellNass applies the same principles of customer satisfaction.

Pathology material, including blocks and slides, have to be stored in compliance with Royal College of Pathologists, Institute of Biomedical Science, CPA and HTA requirements<sup>1</sup>. Furthermore, guidelines state that wax and resin blocks, with slides, should be stored either for a minimum of 30 years, or representative material requires selection from relevant cases if some culling is considered before this period.

<sup>1</sup> RCPATH/IBMS guidelines Para 87, 101 & 108. 2009



# Maximise your laboratory's technical time by using CellNass to carry out your retrieval work and archive management

CellNass is proven, established and cost-effective for the retention of Pathological material in conditions as required by the aforementioned controlling bodies. Although originally designed by experienced laboratory and business people for the specific needs of Cellular Pathology blocks and slides, the service is now branching out into other Pathology disciplines, where the attention to detail, data protection and understanding of security requirements are also appreciated.

CellNass is an organic organisation, where within constraints of duty of care and existing guidelines, the service is developed for the requirements of the customer.

We pride ourselves on our innovative approach to problem solving. If you have a specific issue, with wet tissue samples, patient records, or other material requiring secure archival storage then talk to us about solutions and bespoke services available from CellNass.

**For more information, contact a member of the CellNass team on 01686 611 333 or email us at [sales@cellnass.com](mailto:sales@cellnass.com). Alternatively visit [www.cellnass.com](http://www.cellnass.com)**





# MISCELLANEOUS

Additional items for use in the laboratory to aid in regular and specialist procedures and general safety.

passionate **people...**



Jodie Townsend  
Warehouse

pioneering **processes...**



practical **products**





## LATEX

### Pre-Powdered & Powder Free Disposable Gloves

- Lightly powdered for easy fit
- Smooth surface
- Beaded cuff
- Ambidextrous

These gloves are easy stretching, close fitting, pre-powdered/powder free and disposable. This product contains natural rubber latex (latex) that may cause allergic reactions. Safe use of this glove by or on latex sensitised individuals has not been established.



#### LATEX Disposable Gloves

Part No.	Description	Unit Size
XDD-0102-02A	LATEX POWDER FREE GLOVES – SMALL	100
XDD-0104-02A	LATEX POWDER FREE GLOVES – MEDIUM	100
XDD-0106-02A	LATEX POWDER FREE GLOVES – LARGE	100
XDD-0202-02A	LATEX PRE-POWDERED GLOVES – SMALL	100
XDD-0204-02A	LATEX PRE-POWDERED GLOVES – MEDIUM	100
XDD-0206-02A	LATEX PRE-POWDERED GLOVES – LARGE	100

## NITRILE GLOVES

### Disposable Gloves

- Latex & powder free
- Superior puncture resistance
- Greater protection against solvents
- Dispenser box

Nitrile disposable gloves offer superior puncture resistance and total protection from inorganic solvents and chemicals. These gloves provide greater sensitivity and comfort unequalled by Latex gloves. These powder free gloves keep your hands drier and cooler than conventional Latex.



#### NITRILE GLOVES Disposable Gloves

Part No.	Description	Unit Size
XDD-0400-02A	PREMIER NITRILE GLOVE BLUE – SMALL	100
XDD-0500-02A	PREMIER NITRILE GLOVE BLUE – MEDIUM	100
XDD-0600-02A	PREMIER NITRILE GLOVE BLUE – LARGE	100
XDD-0700-02A	PREMIER NITRILE GLOVE BLUE – EXTRA LARGE	100

## COFFIN BOX

A coffin shaped box for containment of sensitive anatomical material. A sensitive approach is needed to the issues surrounding the retention and disposal of the products of conception. Specimens may range from a few millimetres to identifiable foetal tissue. The coffin box is made of white cardboard, supplied flat-packed and ready for easy assembly.


Dimensions of made up box –

Length 250mm  
Depth 90mm  
Top Edge 125mm  
Bottom Edge 95mm



### COFFIN BOX

Part No.	Description	Unit Size
WZF-0500-08F	COFFIN BOX (FLATPACKED)	25



**CELLMAT-X™**

**Safety Floor Matting**

- Bespoke safety floor matting
- Anti-static
- Solvent – resistant
- Non-slip
- Easily cleaned
- Different colours available

CellMat-X is unique in many ways, but its major benefit is to reduce the risk of personnel slipping in the histology laboratory.

CellMat-X traps waxy dangerous deposits in its open cell type structure, which can be easily vacuumed. Also gives very good cushioning causing less fatigue to personnel who have to stand for long periods.

Custom sized mats are made to meet your laboratory requirement. A stock size of 6 x 4ft is also available.

The edging used in conjunction with CellMat-X is profiled for safety – The edging prevents tripping over the edge of the mat and also helps to anchor the mat securely to the floor. Edging for the CellMat-X comes in 1ft lengths.

**CELLMAT-X™ Safety Floor Matting**

Part No.	Description	Unit Size
XFC-0105-00B	CELLMAT EDGING 48MM WIDE X 1 METRE	
XFC-4005-01X	CELLMAT-X – GREY – SQUARE METRE	
XFC-4010-01X	CELLMAT-X – RED – SQUARE METRE	

**MICROSCOPE ACCESSORIES**

**Immersion Oil**

CellPath's immersion oil is formulated to have a refractive index virtually identical to glass, ensuring there is no refraction of light when it passes from glass to oil and vice-versa.

The oil will not dry out or harden and should be used only with microscope lenses designed for immersion. Please check lens designation before using oil.



**MICROSCOPE ACCESSORIES Immersion Oil**

Part No.	Description	Unit Size
TLC-0100-00A	IMMERSION OIL (R.I. 1.516) – 50ml	
TLC-0200-00A	CEDAR WOOD IMMERSION OIL (R.I. 1.516) – 125ml	

**IMMERSION OIL RAL**



**IMMERSION OIL RAL**

Part No.	Description	Unit Size
RAL-340031-0000	PACK DROPSTAND IMMERSION 30 RAL (3 X 10 ml + 1 CUBE) – KIT	
RAL-340101-0000	PACK DROPSTAND IMMERSION 100 RAL (10 X 10 ml + 1 CUBE) – KIT	
RAL-340055-0000	DROPSTAND WITH DROPSTICK RAL-KIT	
RAL-340150-0000	PACK IMMERSION 150 – KIT (6 x 25ml)	
RAL-340300-0000	PACK IMMERSION 300 – KIT (6 x 50ml)	

**MICROSCOPE ACCESSORIES**

**LensClenz™ Tissue**

LensClenz tissue is soft and suitable for most optical surfaces.



**MICROSCOPE ACCESSORIES LensClenz™ Tissue**

Part No.	Description	Unit Size
MZB-0100-09A	LENSCLENZ TISSUE 100x150mm (BOOK OF 50 SHEETS)	

## CELLCEPS Heated forceps

CellCeps are electrically heated forceps designed to assist in the preparation of histological slides.

Orientation of a specimen during wax embedding has traditionally been completed using stainless steel forceps. To prevent their cold tips from solidifying the liquid wax medium, it is necessary to repeatedly remove the forceps from the work and heat them by external means - in a flame or embedding centre. Insufficient heating results in sticking, while excessive temperatures will damage the specimen.

CellCeps incorporate safe, low-voltage, energy controlled heating elements which constantly maintain their tips at the optimum temperature for manipulation of specimens in histological wax. They may be used continuously, without adjustment, and without influencing the temperature of the medium or tissue.

Eliminating the task of keeping the forceps at a usable temperature enables the operator to concentrate on orientation of the tissue, and results in a significant increase in productivity. The unit allows 2 pairs of forceps to be used simultaneously.

- Easier handling of tissue during embedding
- No sticking of forceps to the tissue
- Speeds embedding
- Safe to use
- Will not damage the tissue
- Supplied complete with 2 sets of forceps
- Forceps available in 3 sizes – 1mm, 2mm and 4mm

\* Please note: The removable forceps (heating elements) should be viewed as consumables item and have a working life of approximately 9 months depending on usage.



### CELLCEPS Heated forceps

Part No.	Description	Unit Size
GZB-0100-00A	HEATED FORCEPS – UNIT (CONTROL & SUPPLY + 1 x 1mm & 1 x 2mm)	
GZA-0100-00A	HEATED FORCEPS – 1mm (RED)	
GZA-0200-00A	HEATED FORCEPS – 2mm (YELLOW)	
GZA-0300-00A	HEATED FORCEPS – 4mm (BLUE)	
GZB-0200-00A	HEATED FORCEPS – CONTROL UNIT	
GZB-0300-00A	HEATED FORCEPS – POWER SUPPLY FOR CONTROL UNIT	



**Distributor**



passionate people...

pioneering processes...

practical products

**CellPath Ltd**  
80 Mochdre Enterprise Park,  
Newtown, Powys,  
SY16 4LE, Mid Wales, UK

Tel: +44 (0) 1686 611 333  
Fax: +44 (0) 1686 622 946  
Email: [sales@cellpath.co.uk](mailto:sales@cellpath.co.uk)  
Website: [www.cellpath.co.uk](http://www.cellpath.co.uk)

[Click to enter](#)